



Emerging Therapies for Bipolar Depression

This ACADEMIC HIGHLIGHTS section of The Journal of Clinical Psychiatry presents the highlights of the planning teleconference "Emerging Therapies for Bipolar Depression," which was held February 9, 2006. This report was prepared by the CME Institute of Physicians Postgraduate Press, Inc. and was supported by an educational grant from Cyberonics, Inc.

The teleconference was chaired by **Lauren B. Marangell, M.D.**, Mood Disorders Center, Department of Psychiatry, Baylor College of Medicine, Houston, Tex. The faculty were **David J. Kupfer, M.D.**, Western Psychiatric Institute and Clinic, University of Pittsburgh School of Medicine, Pittsburgh, Pa.; **Gary S. Sachs, M.D.**, Department of Psychiatry, Harvard Medical School, Massachusetts General Hospital, and Partners Bipolar Treatment Center, Boston; and **Alan C. Swann, M.D.**, Department of Psychiatry and Behavioral Sciences, University of Texas Medical School, Houston.

Faculty disclosure: In the spirit of full disclosure and in compliance with all ACCME Essential Areas and Policies, the faculty for this CME article were asked to complete a statement regarding all relevant financial relationships between themselves or their spouse/partner and any commercial interest (i.e., any proprietary entity producing health care goods or services consumed by, or used on, patients) occurring within at least 12 months prior to joining this activity. The CME Institute has resolved any conflicts of interest that were identified. The disclosures are as follows:

Dr. Marangell is a consultant for Cyberonics, Eli Lilly, GlaxoSmithKline, Medtronic, and Pfizer; has received grant/research support from Bristol-Myers Squibb, Cyberonics, Eli Lilly, and Neuronetics; and has received honoraria from and is a member of the speakers or advisory boards for Cyberonics, Eli Lilly, Forest, and GlaxoSmithKline. **Dr. Kupfer** is a consultant for Servier Amerique and is on the advisory boards of Pfizer, Forest, and Solvay-Wyeth. **Dr. Sachs** is a consultant for Abbott, GlaxoSmithKline, Janssen, Eli Lilly, Bristol-Myers Squibb, Novartis, Elan, Sanofi, Sigma-Tau, and AstraZeneca; has received grant support from Abbott and Janssen; and has received honoraria from Abbott, GlaxoSmithKline, Janssen, Eli Lilly, Bristol-Myers Squibb, Solvay, Novartis, Sanofi, AstraZeneca, and Pfizer. **Dr. Swann** has received grant/research support from Abbott, Pfizer, Janssen, CIBA, Eli Lilly, GlaxoSmithKline, Shire, Novartis, and UCB Pharma; is a consultant for Abbott, GlaxoSmithKline, Janssen, Shire, Novartis, Ortho-McNeil, and AstraZeneca; and is on the speaker's bureau for Abbott, Eli Lilly, Pfizer, GlaxoSmithKline, Parke-Davis, and Ortho-McNeil.

The opinions expressed herein are those of the faculty and do not necessarily reflect the views of the CME provider and publisher or the commercial supporter.

Dr. Marangell began by stating that bipolar depression is a serious and potentially lethal phase of bipolar disorder with marked rates of suicidality. The challenges of treating bipolar depression begin with the difficulty of making an accurate diagnosis and are complicated by rapid cycling and treatment resistance. Each of these issues will be discussed.

Course of Illness and Illness Outcome in Bipolar Depression

To put the symptoms and illness outcomes of bipolar depression in proper context, David J. Kupfer, M.D., began by reviewing the symptoms of the 4 domains of bipolar disorder: manic mood and behavior, dysphoric mood and behavior, psychotic symptoms, and cognitive symptoms. Bipolar disorder is a chronic psychiatric illness characterized by depression and at least 1 manic or hypomanic episode during the lifetime course of the illness.¹ Patients with bipolar disorder can have symptoms in more than one of these domains concurrently.

Diagnosis

Dr. Kupfer emphasized that the most important issue of bipolar disorder is making the correct diagnosis at the outset. One study² assessed the accuracy of diagnoses using self-administered questionnaires. Data from the first 600 respondents showed that bipolar disorder was misdiagnosed 69% of the time. Those who were misdiagnosed received a mean of 3.5 other diagnoses and consulted 4 physicians before receiving an accurate diagnosis. The most common incorrect diagnosis was unipolar depression (60%), followed by an anxiety disorder (26%) and schizophrenia (18%). Of the misdiagnosed patients, 35% were symptomatic for more than 10 years before the correct diagnosis was made. Similar findings were reported in a study³ of the underrecognition of bipolar disorder in patients with major depressive episodes. Of 250 patients, 72%

were misdiagnosed with unipolar depression and the remaining 28% were correctly diagnosed with bipolar I or II disorder. Dr. Kupfer asserted that misdiagnosis is the most common feature of bipolar disorder.

Dr. Kupfer then explained that it is important to recognize and treat bipolar depression because it is about 3 times more pervasive than mania.⁴ The mean duration of depressive episodes in bipolar disorder is longer than that of manic episodes and becomes chronic in about 20% of patients.⁵ The long-term outcome of bipolar disorder includes repeated episodes. A prospective study⁶ of 146 patients with bipolar I disorder found that patients were symptom-free only about 50% of the time. About 32% of the time, they exhibited depressive symptoms, with much less time spent in manic episodes (9%) or cycling or mixed episodes (6%).

Impact on Daily Living

According to Dr. Kupfer, bipolar disorder has a substantial negative impact on daily living.¹ Patients with mood disorders are more likely to report declines in job status and income, less likely to marry, and more likely to report deficits in psychosocial functioning compared with controls.⁷ Further, between 30% and 60% of individuals diagnosed with bipolar disorder fail to regain full function in terms of vocational and social performance.⁸ In a study to determine the psychosocial impact of bipolar dis-

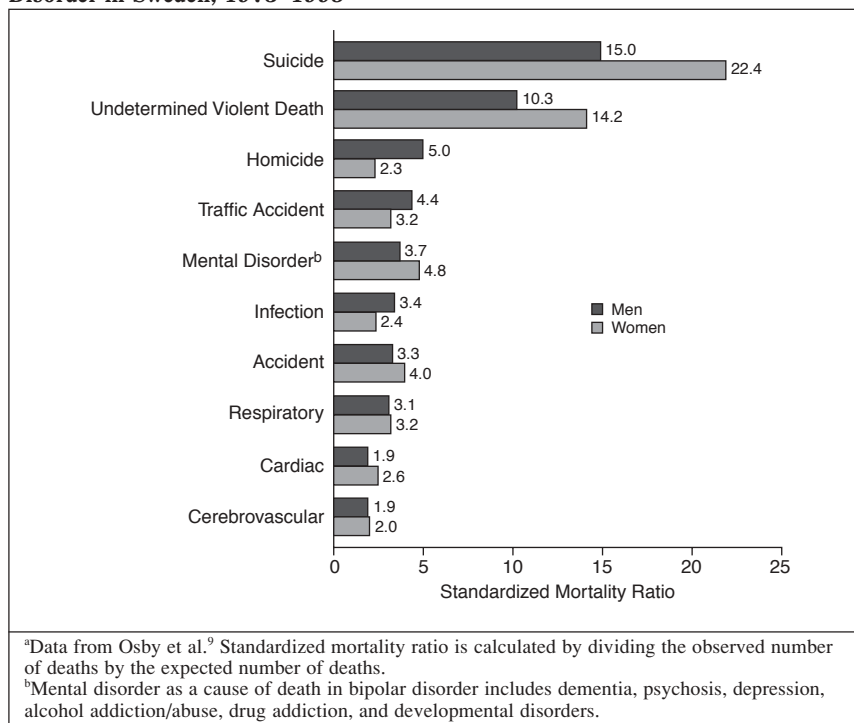
order in a U.S. community sample, Calabrese and colleagues¹ found that subjects who screened positive on the Mood Disorder Questionnaire (MDQ) reported significantly ($p < .0001$) more difficulties with work-related performance, social/leisure activities, and social/family interactions compared with MDQ-negative subjects. Significantly ($p < .0001$) more MDQ-positive subjects than negative subjects were ever fired or laid off or had a supervisor who was unhappy with their work, behavior, or attitude. MDQ-positive women reported more disruption in social and family life, whereas a quarter of MDQ-positive men reported being jailed, arrested, and convicted of crimes other than drinking while driving.

Morbidity and Mortality in Bipolar Depression

Dr. Kupfer stated that both longevity and general medical health are severely compromised in individuals with bipolar disorder. Bipolar disorder is a leading cause of death by suicide, violence, and homicide (Figure 1).⁹ Suicidal ideation and suicide attempts are thought to be higher in bipolar depression than in any other psychiatric condition. Almost 80% of patients with bipolar depression have reported suicidal ideation,¹⁰ and nearly half of all patients with bipolar disorder have made at least 1 suicide attempt.¹¹ Completed suicide occurs more frequently during the depressive episode than during any other period in the life of a bipolar patient.¹² In addition, morbidity and mortality in bipolar disorder—and particularly bipolar depression—are associated with medical illnesses such as cardiovascular disease, cerebrovascular disease, and respiratory disease, as well as a considerable amount of psychiatric comorbidity and substance abuse (Table 1).¹³

Dr. Kupfer submitted that although a great deal has been written about psychiatric comorbidity as affecting the outcome of medical illness, little has been published about the reverse. Dr. Kupfer offered obesity as an example—are psychiatric outcomes

Figure 1. Standardized Mortality Ratios (95% CI) for Patients With Bipolar Disorder in Sweden, 1973–1995^a



affected by obesity? A National Institute of Mental Health–supported long-term study¹⁴ examined 175 patients with bipolar I disorder who entered the study in the mid-1990s. Fagiolini and colleagues¹⁵ used these data to compare the time to depressive recurrence for obese versus nonobese patients with bipolar I disorder. Sixty-two patients were classified as obese and 113 were classified as nonobese. The data showed that over a longitudinal period of active treatment to prevent recurrence of depression, mania, or mixed episodes, obese patients had a much shorter time to a depressive recurrence than nonobese patients. Among the 46 obese patients who entered the preventative maintenance phase, 15 (32.6%) experienced a depressive recurrence compared with 11 (13.9%) of the 79 nonobese patients. From these data, Dr. Kupfer surmised that there might be a connection between obesity and the likelihood of having a new bipolar depressive episode.

A review¹⁶ of the available data indicates that the medical burden that

Table 1. Comorbidity of Bipolar Disorder With Other Disorders^a

Comorbid Condition	Mean Rate of Comorbidity (%)
Anxiety disorder	71
Any Axis I disorder	65
Overweight	58
Substance use disorder	56
Alcohol abuse	49
Social phobia	47
Other drug abuse	44
Posttraumatic stress disorder	39
Personality disorder	36
Migraine	28
Obesity	21
Binge-eating disorder	13
Panic disorder	11
Obsessive-compulsive disorder	10
Type 2 diabetes	10
Hypothyroidism	9

^aData from Krishnan.¹³

exists in bipolar disorder is not solely related to the use of medications. Dr. Kupfer suggested that other contributors, such as the presence of a major psychiatric condition, the development of risk factors, an inability to change behavior, and even a certain amount of metabolic and genetic vulnerability

to medical diseases, might be inherent in those individuals who are likely to develop bipolar disorder. The relationship between bipolar disorder and negative health behaviors as well as medical illness needs to be further clarified by additional studies.

Conclusion

Dr. Kupfer described the course of bipolar disorder as “hectic and variable—a ‘roller coaster’—for both patients and clinicians.”¹⁷(pg 593) He went on to say that hypomania can surge into mania and then plummet into months of major depression. Patients can also have a persistent subsyn-

dromal minor depression that can move into euthymia.

Several different factors influence the course and outcome of bipolar depression. Both the immediate and long-term treatments for bipolar depression present several different possible outcomes, which make the impact of intervention in bipolar depression somewhat complex and difficult to assess. Dr. Kupfer concluded that treatments for bipolar disorder are not effective enough to always bring a patient out of an episode of major bipolar depression without the likelihood of moving very quickly either into a new manic episode or persistent subsyndromal depression.

36.4%, respectively), as was lifetime diagnosis of any anxiety disorder (50.2% and 30.7%, respectively). About half of the patients with rapid cycling had anxiety disorders compared with only one third of the patients without rapid cycling. About 40% of patients who were physically or sexually abused as children had rapid cycling compared with 24% of patients without rapid cycling. Parental psychiatric history also played a role. Patients with rapid cycling had parents with mood disorders and substance abuse at slightly higher rates than those without rapid cycling (62.7% and 51.1%, respectively, for mood disorders; 35.6% and 22.3%, respectively, for parental substance abuse).

Dr. Sachs outlined the causes of affective mood switch and rapid cycling (Table 2). Sleep quality is one of the most objective measures of improvement or deterioration.²³ Patients with bipolar disorder have a predisposition or vulnerability to perturbations in circadian rhythms and sleep-wake cycles; therefore, sleep quality and/or quantity is a key marker of impending relapse and an indication of treatment response. Dr. Sachs pointed out that genetics is a fairly new addition to the list of potential causes of rapid cycling. The serotonin promoter (5-HTTLPR) gene and the catechol-O-methyltransferase (COMT) gene have been associated with sensitivity to antidepressants. Long-form homozygotes have also been found to be associated with somewhat higher rates of relapses and may be associated with a greater vulnerability to rapid cycling.²⁴ Green and colleagues²⁵ recently reported that genetic factors may be important in influencing susceptibility to clinical subtypes of bipolar disorder. In that study, the valine allele at the Val66Met polymorphism of the brain-derived neurotrophic factor (BDNF) gene was associated with increased susceptibility to rapid-cycling bipolar disorder.

Therapeutic Strategies

Dr. Sachs next turned his attention to the challenges of treating rapid

Treatment of Rapid-Cycling Bipolar Disorder

Gary S. Sachs, M.D., defined rapid cycling as a condition in which patients have 4 or more manic or depressive episodes of at least 2 weeks' duration in a year. The term *rapid cycling* was first used by Dunner and Fieve¹⁸ in 1974 and was subsequently adopted by the *Diagnostic and Statistical Manual of Mental Disorders*, Fourth Edition (DSM-IV)¹⁹ as a course specifier for bipolar disorder. The DSM-IV, however, added that episodes are demarcated by either partial or full remission for at least 2 months or a switch to an episode of opposite polarity.

Risks of Rapid Cycling

Dr. Sachs compared 2 studies that have helped to define and clarify the risks of rapid cycling. The first²⁰ used data from the first 500 participants in the Systematic Treatment Enhancement Program for Bipolar Disorder (STEP-BD). The other²¹ was an earlier study that used data from the Stanley Foundation International Mood Disorder Research Center in Sardinia, Italy.

Dr. Sachs stated that past estimates of gender differences in rapid-cycling bipolar disorder have indicated that more women than men are rapid cyclers. Because women tend to be over-represented in clinical populations,

however, the relationship is likely distorted. The STEP-BD²⁰ and Sardinia²¹ data indicated a more modest difference in the proportion of women to men who met criteria for rapid cycling.

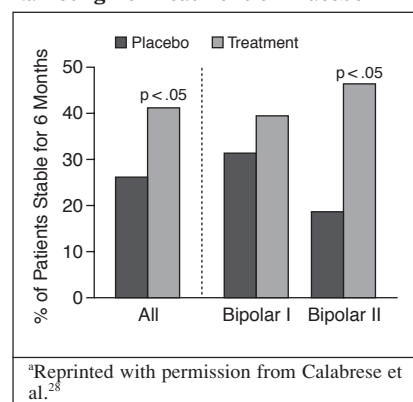
High rates of rapid cycling have long been associated with bipolar II disorder. Interestingly, rapid cycling was found among only 6% of participants with bipolar I disorder and 31% of participants with bipolar II disorder in the Sardinia data²¹ compared with 20% in both groups in STEP-BD.²⁰ One explanation for this dissimilarity may be a difference in definition. For example, some bipolar II disorder in the Sardinia²¹ study may have been diagnosed as bipolar I disorder in STEP-BD.²⁰

Next, Dr. Sachs described data from a 1-year prospective study²² of illness course in 539 outpatients with and without rapid cycling. A total of 206 (38.2%) of the patients had rapid cycling, and 333 (61.8%) did not have rapid cycling. Rapid cycling was more prevalent in patients with bipolar I disorder (41.3%) than in patients with bipolar II disorder (27.9%). The proportion of patients who had lifetime substance abuse was higher in patients with rapid cycling than in patients without rapid cycling (45.4% and

Table 2. Potential Causes of Affective Mood Switch and Rapid Cycling

Affective Mood Switch	Rapid Cycling
Sleep disturbance, loss, apnea	Neurologic factors
Alcohol/substance abuse	Brain injury/head trauma
Electroencephalogram abnormality	Mental retardation
Rapid discontinuation of lithium	Multiple sclerosis
Antidepressant use or discontinuation	Neuroendocrine factors
Interpersonal factors	Hypothyroidism
Conflict/trauma	Female sex
Grief	Psychotropic drugs
Success	Alcohol
Loss of support systems	Stimulants
Seasonality	Antidepressant drugs
East-west travel	Genetic risk factors
	BDNF (Val66Met)
	5-HTTLPR
	COMT 11

Abbreviations: 5-HTTLPR = serotonin transporter gene, BDNF = brain-derived neurotrophic factor, COMT = catechol-O-methyltransferase gene.

Figure 2. Percentage of Patients Stable Without Relapse for 6 Months on Lamotrigine Treatment or Placebo^a

cycling. Clinicians often confuse controlled trials that examine treatment specifically for rapid cycling with trials that show the impact of having a history of rapid cycling on the outcome of treatment for a single manic episode or a single depressive episode. Controlled trials for treating rapid cycling reveal a broader impact on the course of illness, but there is a rather surprising paucity of data.

Lithium. In 1974, Dunner and Fieve¹⁸ reported that lithium prophylaxis failure may be related to the frequency of affective episodes. Lithium nonresponse was reported more often in patients who had the highest rate of rapid cycling. Relapse rates of rapid cyclers was double that of non-rapid cyclers (82% versus 41%, respectively). Dr. Sachs stated that although a higher rate of relapse is often seen in patients who have more frequent cycles, Dunner and Fieve's findings do not represent a valid reason to preclude lithium for rapid cycling.

Antidepressants. Some evidence^{26,27} indicates that the single most effective treatment of rapid cycling is to discontinue antidepressants. Dr. Sachs commented that although this idea is attractive, it is not based on clinical trial data per se. More systematic observation on the impact of antidepressants on rapid cycling over the next few years will shed more light on the feasibility of this recommendation.

Anticonvulsants. Only 2 trials with anticonvulsants have been reported. One²⁸ was a trial of lamotrigine monotherapy, which was the first double-blind, placebo-controlled, long-term maintenance evaluation of a large population of prospectively defined rapid-cycling patients. The other²⁹ was a head-to-head trial that compared lithium with divalproex. Dr. Sachs presented relevant details from each study.

Lamotrigine versus placebo. The first study²⁸ was a maintenance trial of patients with rapid-cycling bipolar disorder. Initially, lamotrigine was added to each patient's current psychotropic medication and titrated to clinical effect during an open-label phase of the study. Once the patients had stabilized, the other treatments were tapered, leaving the patients on lamotrigine monotherapy. The intent-to-treat cohort of 182 patients who stayed well for 2 weeks on lamotrigine treatment were randomly assigned to placebo (N = 89) or lamotrigine (N = 93) for the 6-month double-blind maintenance phase. Five patients withdrew or were lost to follow-up; efficacy analysis included 177 patients (placebo N = 87; lamotrigine N = 90).

Overall, the percentage of patients who completed the 26-week randomized phase and were clinically stable on monotherapy without evidence of relapse was significantly ($p < .05$) greater in the lamotrigine group than in the placebo group (Figure 2).²⁸ The

difference between the treatment group and placebo group was not statistically significant for the bipolar I subtype, but was significant (46% vs. 18%, respectively; $p = .04$) for the bipolar II subtype. Other outcomes for this dataset followed the same pattern. When overall survival in study was evaluated, the differences favored lamotrigine. Calabrese and colleagues²⁸ concluded that lamotrigine may be a well-tolerated, effective mood stabilizer with prophylactic properties when used as monotherapy in some patients with rapid-cycling bipolar disorder and may be especially effective as a mood stabilizer in patients with bipolar II disorder.

Lithium versus divalproex. Next, Dr. Sachs described a more recent double-blind maintenance trial by Calabrese and colleagues²⁹ that compared treatment with lithium to treatment with divalproex. The study enrolled 254 patients in an open-label acute stabilization phase. Eligible participants had to meet DSM-IV criteria for bipolar I or bipolar II disorder, have had rapid cycling during the 2 months prior to study entry, and have a history of at least 1 episode of hypomania, mania, or mixed state within 3 months of study entry. In this stabilization phase, patients were treated with the combination of lithium and divalproex. About three fourths (76%) discontinued the study prematurely owing to poor adherence, nonresponse, and

intolerable side effects. Sixty patients (24%) entered the maintenance phase and were randomly assigned to treatment with lithium (N = 32) or divalproex (N = 28) monotherapy. The criteria for randomization were relatively liberal in that patients who had a recently high depression score on the Montgomery-Asberg Depression Rating Scale (MADRS) were included.

Dr. Sachs commented that none of the outcome comparisons were statistically significant and that only 16% of the patients who received lithium were able to complete the 20-month, double-blind phase compared with 29% of the divalproex group. Fifty-six percent of the lithium group experienced a relapse versus 50% of the divalproex group. Surprisingly, the data showed more depressive relapse in the patients receiving lithium and more manic relapse in patients who received divalproex. Results for both drugs were disappointing.

Conclusions. Dr. Sachs summarized the conclusions that can be drawn from these 2 studies.^{28,29} Lamotrigine did not have any benefit over placebo for bipolar I patients in the first study, and little difference was noted between lithium and divalproex in the double-blind phase of the second study; however, a rather modest response to the combination of divalproex and lithium in the open phase was reported.

Other strategies. Bauer and Whybrow³⁰ published a case report of a single patient with rapid-cycling affective illness who benefited from thyroid therapy. No controlled trials for treating rapid cycling with conventional or atypical antipsychotics have been reported.

STEP-BD Rapid-Cycling Treatment Pathway

Dr. Sachs outlined the following series of decision points that help guide clinicians in the appropriate treatment of rapid cycling.

- Determine the need for acute-phase antidepressant treatment. Review the current symptom

acuity and cycle frequency over the last 4 episodes. If the last 4 episodes of depression have been relatively brief—maybe even shorter than the time required for the onset of antidepressant action—an antidepressant is probably not indicated.

- Identify possible secondary factors for rapid cycling (see Table 2).
- Gradually taper any antidepressants (reduce dosage by 20% to 30% per month).
- Optimize anticycling agents. If the patient is taking an anticycling agent already, add another one (lithium or valproate). Consider lamotrigine for patients with bipolar II disorder.
- Evaluate outcome using systematic assessments and encourage patients to chart their mood after the patient has been off antidepressant treatment for at least 16 weeks.
- On the basis of assessment results, if the patient is recovering, continue the course of treatment. If not, add additional anticycling agent(s). Evaluate safety and patient tolerance. If the patient is not recovering, consider additional anticycling agents, ECT, or perhaps explorative agents. Review and select putative mood-stabilizing agents (for example, lithium and an atypical antipsychotic). Consider adding psychotherapy.
- Determine need to shift priority from anticycling to treatment of acute depression or mania.

Dr. Sachs advised that it is important to recognize that rapid cycling is a course specifier and that a period of rapid cycling is a marker for the propensity to relapse. Managing rapid-cycling bipolar patients with add-on anticycling agents may help to diminish the role of antidepressant agents that might promote cycling.

Long-Term Treatment of Bipolar Depression

Alan C. Swann, M.D., stated that the first episode in bipolar disorder is typically depression, which then becomes the most dominant problem for most patients with bipolar disorder.^{31,32} Most psychosocial impairment and the vast majority of severe or completed suicide attempts occur during depressive episodes. Because depressive episodes in bipolar disorder are so common, Dr. Swann stated that the lack of effective treatments appears surprising. To date, only one treatment regimen, a combination of 2 medications, has gained approval from the U.S. Food and Drug Administration (FDA) for use in treating depressive episodes in bipolar disorder.

Treatment Phases

Dr. Swann explained that the 3 treatment phases for bipolar disorder are acute, continuation, and maintenance (Table 3).³³ Each phase has specific goals, and one cannot move to the next phase until the treatment goals of the previous phase have been met. The goal of treating the index episode is safety and symptomatic recovery, which usually takes up to 2 months. Dr. Swann focused on the long-term treatment phases—continuation and maintenance.

Continuation phase. The goal of the continuation phase is a return to baseline functioning in a patient who has achieved symptomatic improvement. Patients should be able to live in their usual situation, and they should be able to return to the work they did prior to the episode. This phase is a high-risk period for suicide, relapse, and other complications, so another goal of the continuation phase is to address these concerns and reduce risk. Treatments that were effective in treating the index episode should be continued and adjusted for tolerability and practicality.

According to Dr. Swann, nonpharmacologic treatments may be instituted during this phase as well. Cognitive-

Table 3. Treatment Strategies for Bipolar Disorder Based on Phase of Illness^a

Strategy	Phase		
	Acute	Continuation	Maintenance
Goal	Syndromal recovery	Functional recovery	Stability
Time	0–8 wk	1–12 mo	Indefinite
Treatment			
Pharmacologic	Maximize mood stabilizers, adjunctive treatments	Adjust for tolerability, begin taper of adjunctive treatments	Optimize, address prodromal symptoms
Nonpharmacologic	Structure, support, education of family	Behavioral treatments, systems measures, institute monitoring	Strategies to optimize adaptation, monitor for prodromal symptoms and other psychiatric, medical, or social changes

^aReprinted with permission from Swann.³³

behavioral therapies or similar psychosocial treatments should be initiated based on clinical need. The patient's family and friends and other parts of the patient's adaptive system may be engaged to assist in developing a stable footing for the patient. Monitoring for prodromes of episodes should be initiated during the continuation phase. Setting reasonable, attainable, sequential goals for the patient's life is another nonpharmacologic intervention that helps to build toward the maintenance phase.

Despite adequate mood stabilization, some patients continue to exhibit poor social role function.^{34,35} The challenge for clinicians is to provide the level of care required to help the patient make the transition from the continuation phase into the maintenance phase. The best way to prevent relapse is to continue effective treatments. The best way to bring a relapse about is to change or withdraw treatment too early or too quickly.

Maintenance phase. The goals of the maintenance phase are to prevent recurrence and maximize adaptive function. Once patients are functionally stable and can handle "normal" living and working conditions, they are ready to make the transition to maintenance treatment. The first step in the maintenance phase is to continue the pharmacologic interventions that are effective but continually reevaluate their effectiveness. The next step is to begin to gradually taper treatments that are poorly tolerated or presumably nonessential. In some cases, this tapering step may include treatments that were effective for short-term use but carry the risk

of toxicity, or have little evidence for continued benefit, if used long-term. Regardless of which treatment is to be tapered, the critical element is that tapering be done gradually so that it can be stopped or the treatment reinstated if early signs of relapse appear.

Interepisode impairment may complicate maintenance treatment. Cognitive impairment, mood instability, and a reduction in or loss of social supports can disrupt the stability achieved to this point. The clinician can combat interepisode impairment by helping patients to strengthen their social adaptive skills and develop a stable social support system.

Dr. Swann reiterated that continuing treatments that showed promise or were necessary during the continuation phase while adding treatments designed to enhance adaptive function, such as insight-oriented treatments, is important to stabilizing the patient. The overall goal during the maintenance phase is to develop and maintain a long-term social and occupational network that can help the patient generate and maintain his or her own stability.

Pharmacotherapy

Dr. Swann emphasized the importance of identifying pharmacologic treatments that were effective during the acute episode and reviewing the evidence for relapse prevention. Unfortunately, little information about treatments that continue to be effective after the acute episode has resolved is available, and little evidence compares treatments.

Lithium, lamotrigine, and olanzapine have been approved by the FDA

for the long-term treatment of bipolar disorder. In addressing bipolar depression, the few placebo-controlled studies of lithium^{36,37} have shown that lithium is effective in patients who have been previously depressed. Other treatments that are supported by placebo-controlled trials for reducing the incidence of depressive relapse in bipolar disorder include divalproex^{38,39} and lamotrigine.⁴⁰ Combination therapy of a mood stabilizer plus olanzapine,⁴¹ quetiapine,⁴² or risperidone⁴³ has also been effective. Although some evidence^{44,45} supports the use of aripiprazole in acute episodes of bipolar mania, no evidence for its long-term use or efficacy in delaying depressive relapse exists. Interestingly, no antidepressants have been shown to prevent depressive relapse in bipolar disorder. For pharmacotherapy, more evidence is available for preventing relapse of mania than preventing relapse of depression in bipolar disorder.

Table 4 summarizes placebo-controlled studies of prevention of depressive episodes. In 2 studies^{36,37} of recently depressed patients, lithium was effective in preventing depressive relapse. In 3 studies^{37,39,47} in which patients were recently manic, lithium was not effective. Divalproex³⁹ and lamotrigine⁴⁷ were effective in some of the studies where lithium was not. Bowden et al.³⁹ found that lithium did not protect against depression after a manic episode, but divalproex did. The 2 lamotrigine studies^{40,47} found that lamotrigine protected against depressive episodes, regardless of whether patients were recently manic or depressed, while lithium did not. A limi-

Table 4. Prevention of Depression in Bipolar Disorder (placebo-controlled studies)^a

Reference	N	Diagnosis	Duration (mo)	Index Episode	Result (Lithium)	Result (other)	Remarks
Dunner et al ⁴⁶	40	Bipolar II	16	None	–	Not applicable	None
Fieve et al ³⁶	35	Bipolar I		Depressed	+	Not applicable	Two thirds of patients had no previous lithium treatment
Prien et al ³⁷	18	Bipolar II	30				
Prien et al ³⁷	205	Bipolar I	24	Manic	–	Not applicable	Two thirds of episodes were manic
Prien et al ³⁷	44	Bipolar II	24	Depressed	+	Not applicable	Two thirds of episodes were depressed
Bowden et al ³⁹	372	Bipolar I	12	Manic	–	Divalproex +	Divalproex also increased response to adjunctive selective serotonin reuptake inhibitor
Bowden et al ⁴⁷	175	Bipolar I	18	Manic	–	Lamotrigine +	Patients previously stabilized on lamotrigine
Calabrese et al ⁴⁰	463	Bipolar I	18	Depressed	–	Lamotrigine +	Patients previously stabilized on lamotrigine

^aReprinted with permission from Swann.³³
 Symbols: + = positive, – = negative.

tation of these studies, however, is that they were enriched with lamotrigine responders, and so the negative response to lithium may have been exaggerated.

Antidepressants

Dr. Swann cited a review article by Ghaemi et al.⁴⁸ that compared 7 controlled studies of antidepressant treatment for relapse prevention or maintenance in bipolar disorder. All were negative. No antidepressant has ever been shown to prevent relapse in bipolar disorder in a controlled study. However, antidepressants may still be useful in intermediate- or long-term treatment. Altshuler and colleagues⁴⁹ prospectively compared the effect of antidepressant discontinuation or continuation on depressive relapse risk among patients with bipolar disorder who had been successfully treated with antidepressants during an acute depressive episode. Patients (N = 84) who had achieved remission from a depressive episode with the addition of an antidepressant to an ongoing mood stabilizer were followed for 1 year. Forty-three patients discontinued antidepressant treatment within 6 months after remission and 41 patients continued antidepressants beyond 6 months. Patients in the discontinuation group experienced a shorter period of euthymia before depressive relapse. One year following antidepressant response, 70% of the discontinuation group had experienced a depressive relapse compared with 36% of the continuation group. The risk of depressive relapse

was associated with discontinuing antidepressants; speed of relapse was associated with brevity of antidepressant exposure. The authors concluded that antidepressant treatment in combination with a mood stabilizer may be warranted in some patients with bipolar disorder. However, several limitations of this study should be taken into account, including (1) it was neither blinded nor randomized; (2) because it was naturalistic, length of treatment and rate of antidepressant taper varied; (3) reasons for antidepressant discontinuation were not known; and (4) the finding was limited to a subset of 15% to 20% of patients who required treatment with an antidepressant and who remained well while taking an antidepressant for more than 2 months. The findings of this study support the model of the continuation phase and the maintenance phase. Patients responsive to antidepressants in the acute phase are likely to tolerate ongoing use in the continuation phase (about 6 to 12 months) and to suffer relapse if it is discontinued during the continuation phase.

Antidepressants can destabilize mood or cause pathologic activation in patients with bipolar disorder. The acute use of antidepressants in bipolar patients may induce mania, mixed states, or rapid cycling, whereas chronic use can lead to loss of response. Concern for the loss of antidepressant response over the course of long-term treatment in patients with bipolar disorder⁵⁰ indicates a need for controlled studies. A recent case se-

ries⁵¹ of subjects with bipolar I disorder who had been taking antidepressants for at least 3 years showed that antidepressants may induce a chronic dysphoric, irritable state and insomnia.

The longer patients are exposed to antidepressant therapy, the more likely they are to relapse into mania or hypomania. Using data from the Stanley Foundation Bipolar Network, Post et al.⁵² reviewed data from 127 patients with bipolar depression who were randomly assigned to 10 weeks of treatment with sertraline, bupropion, or venlafaxine as adjunctive medication to mood stabilizers. Nonresponders were reassigned, and responders were given the option to continue treatment for a year. During acute treatment, switches into hypomania or mania occurred in 9.1% of patients, and another 9.1% switched into hypomania alone. During continuation, corresponding switch rates were 16.4% and 19.2%. Continuation of antidepressants was not associated with a greater rate of switching into mania than discontinuation of antidepressants.

Dr. Swann emphasized that it is important to look for activated depression. Activated depression can be part of the natural history of bipolar disorder; it can be pharmacologic, brought on by prescribed antidepressants, self-treatment, or substance abuse; or it can be environmental, caused by overstimulation or stress. Activated depression is associated with an increased risk for suicide and other health problems, so it is critical that clinicians are alert to its presence.

Suicide Prevention

Dr. Swann reemphasized the point made by Dr. Kupfer that depression presents a high risk of premature death in patients with bipolar disorder. Therefore, suicide prevention is an integral part of the long-term treatment of bipolar disorder. Sachs and colleagues⁵³ have outlined some strategies that match the strategy to the phase of treatment—acute, continuation, and maintenance. The 3 basic elements are (1) routinely assess the inclination and opportunity for suicide, (2) educate the patient and family members regarding risk factors, and (3) integrate a suicide prevention strategy into a written treatment plan. Basic components of the strategy include the need to:

- Always discuss suicide risk openly.
- Help the patient identify and anticipate prodromes of episodes based on individual history in order to better be proactive about treatment.
- Use medications that reduce recurrence of bipolar episodes and impulsivity.
- Foster a positive forward-looking approach that includes a social structure, and set sequential, attainable goals.
- Anticipate changes, problems and recurrence, and help the patient to recognize trouble early and to seek solutions in a problem-solving manner.

Most patients can recognize that a depressive or manic episode is coming at least 2 or 3 weeks before the episode occurs. With heightened awareness, it is possible to head off an impending episode. Early prodromes are consistent within the same person but vary from person to person. For example, changes in motivation, the sleep-activity cycle, impulsive behavior (a precursor to mania or mixed states), and interpersonal behavior may be early signs of recurrence of the underlying illness. In the period leading

up to a depression, the patient may start hitting the snooze alarm more often, putting things off, avoiding contacts with friends, and reducing the number of activities.

Summary

Dr. Swann concluded by stating that pharmacologic treatment that is effective for an acute depressive episode of bipolar disorder is likely to be effective as continuation or maintenance treatment. The goals of the continuation phase are prevention of bipolar depression, continued stability, and improvement of adaptive function. During this phase, effective treatments that were essential to producing symptomatic improvement must be continued until the patient is episode-free and has re-

turned to the pre-illness level of social occupational functioning along with the previous level of independent living. This period of functional recovery is a high-risk period for suicide.

The goals of the maintenance phase are to prevent recurrence and maximize adaptive function. During this phase, evidence-based, pharmacologic treatment may be continued to maintain mood stability, and treatments that may not be essential for the long term, such as antidepressants and adjunctive treatments, may be carefully, gradually tapered. Integrating pharmacologic and nonpharmacologic treatments and monitoring for suicide risk and activated depression are the most challenging and critical aspects of treating bipolar depression.

Treatment-Resistant Bipolar Depression and Emerging Therapies

Lauren B. Marangell, M.D., stated that treatment-resistant bipolar disorder is markedly understudied. While numerous medications have been approved by the FDA for the treatment of acute mania, only the combination of olanzapine and fluoxetine has been approved for the acute treatment of bipolar depression (Table 5), and no single-agent pharmacotherapy has been approved for the treatment of bipolar depression or treatment-resistant bipolar disorder. Many clinicians are surprised to learn that the commonly used mood stabilizers lithium, divalproex, and carbamazepine have not been well-studied in adequately powered randomized trials for acute depression in bipolar disorder and to date appear to be more effective in controlling manic compared to depressive symptoms.

The magnitude of unmet need in treatment-resistant patients with bipolar depression is demonstrated by a recent naturalistic study⁵⁴ of patients with unipolar or bipolar depression who had failed treatment with ≥ 2 antidepressants in their current depressive episode. This multicenter study tracked

outcomes as patients received routine care in the community with any nonexperimental treatment that the treating psychiatrist deemed appropriate, including pharmacotherapies, psychotherapy, and ECT. At the end of 1 year, the remission rates were only 6.7% based on the Hamilton Rating Scale for Depression (HAM-D) and 3.2% based on the Inventory of Depressive Symptomatology (IDS). Although this study included patients with unipolar (N = 109) and bipolar disorder (N = 15), remission rates did not differ between the unipolar and bipolar patients. These results may be the best available representation of the long-term course of treatment-resistant depression in bipolar disorder.

Pharmacotherapy

Given the paucity of data on treatment-resistant patients, Dr. Marangell began by reviewing the available positive randomized, placebo-controlled pharmacotherapy trials for bipolar depression.

Olanzapine and fluoxetine combination. The combination of olanzapine

Table 5. U.S. Food and Drug Administration–Approved Treatments for Bipolar Disorder

Mania	Maintenance	Acute Episode of Bipolar Depression
Aripiprazole	Aripiprazole	Olanzapine/fluoxetine
Carbamazepine	Lamotrigine	
Chlorpromazine	Lithium	
Divalproex	Olanzapine	
Lithium		
Olanzapine		
Quetiapine		
Risperidone		
Ziprasidone		

and fluoxetine is the only FDA-approved treatment for acute bipolar depression. As described by Tohen and colleagues,⁵⁵ the combination of olanzapine and fluoxetine was studied in a randomized, parallel design: 1 group received olanzapine plus fluoxetine in combination (N = 86), 1 group received only olanzapine (N = 370), and 1 group received placebo (N = 377). Patient scores on the MADRS dropped 18.5 points from baseline to endpoint at 8 weeks with the olanzapine and fluoxetine combination, which was superior to the modest effect seen with olanzapine alone (15.0 points) or placebo (11.9 points). Nearly half (48.8%) of patients in the olanzapine plus fluoxetine group met remission criteria by week 8 compared with 32.8% in the olanzapine group and 24.5% in the placebo group. Treatment-emergent mania did not differ among groups, and adverse events for the combination group were similar to those for olanzapine alone.

Quetiapine. Quetiapine is currently the only agent with 2 positive placebo-controlled trials demonstrating efficacy in the acute treatment of bipolar depression.^{56,57} In both trials antidepressant efficacy was noted with both the 300-mg/day and 600-mg/day dosages, with response rates of approximately 58%. Further studies of quetiapine in treatment-resistant patients appear indicated.

Lamotrigine. Lamotrigine has demonstrated efficacy in 1 placebo-controlled trial⁵⁸ in patients with acute bipolar depression, but replication studies have not been positive. Nierenberg and colleagues⁵⁹ recently published one of

the only pharmacotherapy studies that evaluated patients with treatment-resistant bipolar depression. In that study, 66 subjects with bipolar I or II disorder and a current major depressive episode nonresponsive to treatment with mood stabilizers plus at least one antidepressant were randomly assigned to adjunctive lamotrigine, inositol, or risperidone for up to 16 weeks. Although there were no significant differences comparing any pair of treatments, the recovery rate with lamotrigine was 23.8% (95% CI = 5.8% to 41.8%), whereas the recovery rate with inositol was 17.4% (95% CI = 2.4% to 32.4%) and with risperidone, 4.6% (95% CI = 0% to 14.6%).

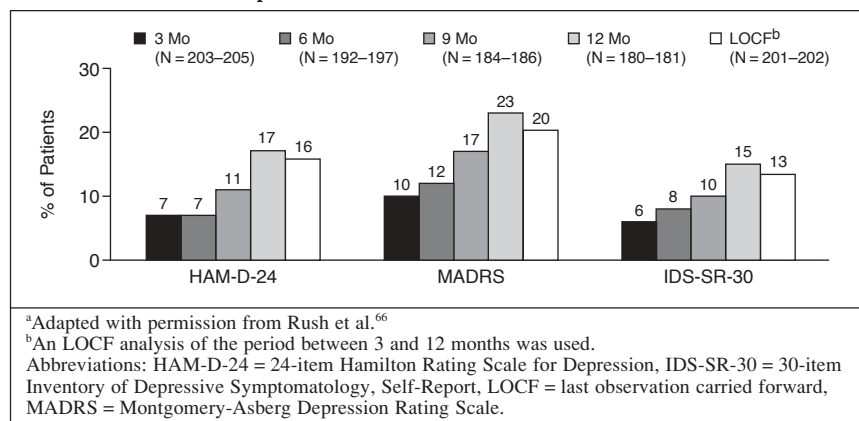
Pramipexole. Two independent groups^{60,61} have reported positive results for adjunctive treatment with the dopamine D₂/D₃ receptor agonist pramipexole. Given that both studies included fewer than 30 subjects, further study of these intriguing reports is warranted.

Antidepressants. Dr. Marangell agreed with Dr. Swann that the use of antidepressants in bipolar depression remains controversial. Some clinicians firmly believe that antidepressants are effective treatments for patients with bipolar disorder, although others believe just as firmly that they are ineffective. Anecdotally, many patients in the depressed phase favor a medication called an “antidepressant” as opposed to a medication called a “mood stabilizer.” In fact, medications that treat both the manic and depressed phases of the illness or medications that are used in other phases of bipolar

disorder may actually be active in alleviating the depression of bipolar disorder as well as antidepressants and produce less lability.

The lability concern with antidepressants in bipolar disorder is that they may actually trigger a manic or hypomanic episode or a rapid-cycling course of illness. Dr. Marangell cited a recently published randomized, controlled trial by Leverich and colleagues⁶² that illustrates this issue. A total of 228 acute (10-week) randomized trials of different antidepressants were conducted among 184 patients who had participated in the former Stanley Foundation Bipolar Network. Of these, 159 patients with bipolar depression were randomly assigned to a mood stabilizer plus antidepressant medication as follows: bupropion (N = 50), sertraline (N = 50), and venlafaxine (N = 59). The acute phase was followed by a continuation phase of up to 1 year. Researchers reported a substantial switch rate into mania of 7.9% and 14.9% and hypomania of 11.4% and 21.8% in both the acute and continuation phases, respectively. The switch into mania was more likely in patients with bipolar I disorder (30.8%) compared with bipolar II disorder (18.6%). Switches were more common with venlafaxine than sertraline or bupropion. A minority of patients (23.3%) had satisfactory clinical responses to antidepressants over time.

Dr. Marangell explained that the variability of responses seen with antidepressants in the context of bipolar depression is one of the reasons that the use of these medications is controversial. Altshuler and colleagues⁴⁹ reported that patients who discontinued antidepressant treatment within the first 6 months after remission had a shorter period of euthymia before depressive relapse. Of the 84 patients with bipolar disorder who achieved remission from a depressive episode with the adjunctive use of an antidepressant, 70% experienced a depressive relapse within 1 year of antidepressant discontinuation. Although many studies show that antidepressants are ef-

Figure 3. Remission Rates in 12-Month Study of Vagus Nerve Stimulation in Treatment-Resistant Depression^a

fective, none of these studies involved treatment-resistant groups.

Treatment Devices

Electroconvulsive therapy. ECT continues to be a highly effective treatment. Most data regarding ECT are for its use in unipolar depression, but clinical evidence shows that ECT also appears to be effective in bipolar depression.⁶³ However, response rates and longer-term durability of response are lower in pharmacoresistant patients than in non-treatment-resistant patients.⁶⁴ Dr. Marangell recommended that ECT should be considered as a possible treatment for patients with treatment-resistant bipolar depression, but noted that concerns for long-term management in responsive patients still need to be addressed.

Vagus nerve stimulation. Vagus nerve stimulation (VNS) has received FDA approval as adjunctive treatment for adults with treatment-resistant unipolar or bipolar depression that has failed to respond to 4 or more antidepressant treatments. The primary VNS efficacy study⁶⁵ for treatment-resistant depression was conducted in a mixed population of patients with nonpsychotic major depressive disorder (N = 199) and bipolar depression (N = 23) who were randomly assigned to active VNS treatment (N = 112) or sham treatment (N = 110). At 10 weeks, scores on the 24-item HAM-D indicated a response rate of 15.2% for

the VNS group and 10.0% for the sham group. Vagus nerve stimulation therapy was well tolerated, but more studies are needed to determine its efficacy for acute treatment.

Long-term response rates for the pivotal trial⁶⁶ showed a consistent pattern of response with each rating scale used to measure improvement—the 24-item HAM-D (HAM-D-24), the MADRS, and the 30-item IDS, Self-Report (IDS-SR-30). Responses accrued with time. In other words, response at 6 months was greater than at 3 months, response at 12 months was greater than at 6 months, and so on. Dr. Marangell pointed out that remission rates are probably the most clinically relevant outcome. As shown in Figure 3, remission rates at the end of 1 year (LOCF) were 15.8% (32 of 202) as measured by the HAM-D-24, 20.3% (41 of 202) as measured by the MADRS, and 13.4% (27 of 201) as measured by the IDS-SR-30. The response and remission rates doubled between 3 and 12 months (LOCF), and changes in the HAM-D-24 and the MADRS scores were statistically significant ($p < .005$).

Vagus nerve stimulation is a novel approach to treatment-resistant bipolar disorder and may be considered for patients who have a disease that is characterized by prominent depressive features. Importantly, VNS is considered a long-term treatment and not an acute treatment.

Summary

In summary, Dr. Marangell reiterated that treatment-resistant bipolar disorder is associated with poor outcomes despite available treatments. The positive controlled data with atypical antipsychotics, especially quetiapine, make this medication an important consideration, although quetiapine has not been studied in treatment-resistant patients. Medication combinations are frequently used, although there is a paucity of controlled data. Some data suggest that lamotrigine may be effective in treatment-resistant depression, but the role of antidepressants remains controversial. Electroconvulsive therapy continues to be used effectively in acute treatment-resistant depression, and VNS offers a longer-term option for those who have not responded to other treatments.

Drug names: aripiprazole (Abilify), bupropion (Wellbutrin and others), carbamazepine (Equetro, Tegretol, and others), chlorpromazine (Thorazine, Sonazine, and others), divalproex (Depakote), lamotrigine (Lamictal), lithium (Eskalith, Lithobid, and others), olanzapine (Zyprexa), olanzapine/fluoxetine (Symbyax), pramipexole (Mirapex), quetiapine (Seroquel), risperidone (Risperdal), sertraline (Zoloft), venlafaxine (Effexor), ziprasidone (Geodon).

Disclosure of off-label usage: The chair has determined that, to the best of her knowledge, aripiprazole, bupropion, carbamazepine, chlorpromazine, divalproex, inositol, lamotrigine, lithium, olanzapine, pramipexole, quetiapine, risperidone, sertraline, venlafaxine, and ziprasidone are not approved by the U.S. Food and Drug Administration for the treatment of bipolar depression. If you have questions, contact the medical affairs department of the manufacturer for the most recent prescribing information.

REFERENCES

1. Calabrese JR, Hirschfeld RMA, Reed M, et al. Impact of bipolar disorder on a US community sample. *J Clin Psychiatry* 2003; 64:425-432
2. Hirschfeld RM, Lewis L, Vornik LA. Perceptions and impact of bipolar disorder: how far have we really come? results of the National Depressive and Manic-Depressive Association 2000 survey of individuals with bipolar disorder. *J Clin Psychiatry* 2003;64:161-174
3. Hantouche EG, Akiskal HS, Lancrenon S, et al. Systematic clinical methodology for validating bipolar-II disorder: data in mid-stream from a French multi-site study (EPIDEP). *J Affect Disord* 1998;50: 163-173

4. Post RM, Denicoff KD, Leverich GS, et al. Morbidity in 258 bipolar outpatients followed for 1 year with daily prospective ratings on the NIMH life chart method. *J Clin Psychiatry* 2003;64:680–690
5. Keller MB, Lavori PW, Coryell W, et al. Differential outcome of pure manic, mixed/cycling, and pure depressive episodes in patients with bipolar illness. *JAMA* 1986;255:3138–3142
6. Judd LL, Akiskal HS, Schettler PJ, et al. The long-term natural history of the weekly symptomatic status of bipolar I disorder. *Arch Gen Psychiatry* 2002;59:530–537
7. Scandinavian Society of Pharmacology Committee of Clinical Investigations (UKU). The UKU Side Effects Rating Scale: scale for the registration of unwanted effects of psychotropics. *Acta Psychiatr Scand* 1987;76(suppl 334):81–94
8. MacQueen GM, Young LT, Joffe JT. A review of psychosocial outcome in patients with bipolar disorder. *Acta Psychiatr Scand* 2001;103:163–170
9. Osby U, Brandt L, Correia N, et al. Excess mortality in bipolar and unipolar disorder in Sweden. *Arch Gen Psychiatry* 2001;58:844–850
10. Dilsaver SC, Chen Y-W, Swann AC, et al. Suicidality, panic disorder and psychosis in bipolar depression, depressive-mania and pure-mania. *Psychiatry Res* 1997;73:47–56
11. Kessler RC, McGonagle KA, Zhao S, et al. Lifetime and 12-month prevalence of DSM-III-R psychiatric disorders in the United States: results from the National Comorbidity Survey. *Arch Gen Psychiatry* 1994;51:8–19
12. Isometsä ET, Henriksson MM, Aro HM, et al. Suicide in bipolar disorder in Finland. *Am J Psychiatry* 1994;151:1020–1024
13. Krishnan KR. Psychiatric and medical comorbidities of bipolar disorder. *Psychosom Med* 2005;67:1–8
14. Frank E, Swartz HA, Mallinger AG, et al. Adjunctive psychotherapy for bipolar disorder: effects of changing treatment modality. *J Abnorm Psychol* 1999;108:579–587
15. Fagioli A, Kupfer DJ, Houck PR, et al. Obesity as a correlate of outcome in patients with bipolar I disorder. *Am J Psychiatry* 2003;160:112–117
16. Kupfer DJ. The increasing medical burden in bipolar disorder [commentary]. *JAMA* 2005;293:2528–2530
17. Frank E, Swartz H, Kupfer D. Interpersonal and social rhythm therapy: managing the chaos of bipolar disorder. *Biol Psychiatry* 2000;48:593–604
18. Dunner DL, Fieve RR. Clinical factors in lithium carbonate prophylaxis failure. *Arch Gen Psychiatry* 1974;30:229–233
19. American Psychiatric Association. *Diagnostic and Statistical Manual of Mental Disorders, Fourth Edition*. Washington, DC: American Psychiatric Association; 1994
20. Schneek CD, Miklowitz DJ, Calabrese JR, et al. Phenomenology of rapid-cycling bipolar disorder: data from the first 500 participants in the Systematic Treatment Enhancement Program. *Am J Psychiatry* 2004;161:1902–1908
21. Baldessarini RJ, Tondo L, Floris G, et al. Effects of rapid cycling on response to lithium maintenance treatment in 360 bipolar I and II disorder patients. *J Affect Disord* 2000;61:13–22
22. Kupka RW, Luckenbaugh DA, Post RM, et al. Comparison of rapid-cycling and non-rapid-cycling bipolar disorder based on prospective mood ratings in 539 outpatients. *Am J Psychiatry* 2005;162:1273–1280
23. Keck PE Jr. Defining and improving response to treatments in patients with bipolar disorder. *J Clin Psychiatry* 2004;65(suppl 15):25–29
24. Papolos DF, Veit S, Faedda GL, et al. Ultra-ultra rapid cycling bipolar disorder is associated with the low activity catecholamine-O-methyltransferase allele. *Mol Psychiatry* 1998;3:346–349
25. Green EK, Raybould R, Macgregor S, et al. Genetic variation of brain-derived neurotrophic factor (BDNF) in bipolar disorder: case-control study of over 3000 individuals from the UK. *Br J Psychiatry* 2006;188:21–25
26. Wehr TA, Goodwin FK. Rapid cycling in manic-depressives induced by tricyclic antidepressants. *Arch Gen Psychiatry* 1979;36:555–559
27. Kukopulos A, Reginaldi D, Laddomada P, et al. Course of the manic-depressive cycle and changes caused by treatment. *Pharmakopsychiatr Neuropsychopharmakol* 1980;13:156–167
28. Calabrese JR, Suppes T, Bowden CL, et al. A double-blind, placebo-controlled, prophylaxis study of lamotrigine in rapid-cycling bipolar disorder. *J Clin Psychiatry* 2000;61:841–850
29. Calabrese JR, Shelton MD, Rapport DJ, et al. A 20-month, double-blind, maintenance trial of lithium versus divalproex in rapid-cycling bipolar disorder. *Am J Psychiatry* 2005;162:2152–2161
30. Bauer MS, Whybrow PD. The effect of changing thyroid function on cyclic affective illness in a human subject. *Am J Psychiatry* 1986;143:633–636
31. Lish JD, Dime-Meehan S, Whybrow PC, et al. The National Depressive and Manic-Depressive Association (DMDA) survey of bipolar members. *J Affect Disord* 1994;31:281–294
32. MacQueen GM, Young LT, Robb JC, et al. Effect of number of episodes on wellbeing and functioning of patients with bipolar disorder. *Acta Psychiatr Scand* 2000;101:374–381
33. Swann AC. Long-term treatment in bipolar disorder. *J Clin Psychiatry* 2005;66(suppl 1):7–12
34. Dion GL, Tohen M, Anthony WA, et al. Symptoms and functioning of patients with bipolar disorder six months after hospitalization. *Hosp Community Psychiatry* 1988;39:652–657
35. Coryell W, Keller M, Endicott J, et al. Bipolar II illness: course and outcome over a 5-year period. *Psychol Med* 1989;19:129–141
36. Fieve RR, Kumbaraci R, Dunner DL. Lithium prophylaxis of depression in bipolar I, bipolar II, and unipolar patients. *Am J Psychiatry* 1976;133:925–929
37. Prien RF, Klett CJ, Caffey EM. Lithium prophylaxis in recurrent affective illness. *Am J Psychiatry* 1974;131:198–203
38. Gyulai L, Bowden CL, McElroy SL, et al. Maintenance efficacy of divalproex in the prevention of bipolar depression. *Neuropsychopharmacology* 2003;28:1374–1382
39. Bowden CL, Calabrese JR, McElroy SL, et al. A randomized, placebo-controlled 12-month trial of divalproex and lithium in treatment of outpatients with bipolar I disorder. *Arch Gen Psychiatry* 2000;57:481–489
40. Calabrese JR, Bowden CL, Sachs G, et al, for the Lamictal 605 Study Group. A placebo-controlled 18-month trial of lamotrigine and lithium maintenance treatment in recently depressed patients with bipolar I disorder. *J Clin Psychiatry* 2003;64:1013–1024
41. Tohen M, Chengappa KNR, Suppes T, et al. Relapse prevention in bipolar I disorder: 18-month comparison of olanzapine plus mood stabiliser v mood stabiliser alone. *Br J Psychiatry* 2004;184:337–345
42. Altamura AC, Salvadori D, Madaro D, et al. Efficacy and tolerability of quetiapine in the treatment of bipolar disorder: preliminary evidence from a 12-month open-label study. *J Affect Disord* 2003;76:267–271
43. Ghaemi SN, Hsu DJ, Rosenquist KJ, et al. Long-term observational comparison of risperidone and olanzapine in bipolar disorder. *Ann Clin Psychiatry* 2004;16:69–73
44. Keck PE Jr, Marcus R, Tourkodimitris S, et al. A placebo-controlled, double-blind study of the efficacy and safety of aripiprazole in patients with acute bipolar mania. *Am J Psychiatry* 2003;160:1651–1658
45. Vieta E, Bourin M, Sanchez R, et al. Effectiveness of aripiprazole v haloperidol in acute bipolar mania: double-blind, randomized, comparative 12-week trial. *Br J Psychiatry* 2005;187:235–242
46. Dunner DL, Stallone F, Fieve RR, et al. Lithium carbonate and affective disorders: a double-blind study of prophylaxis of depression in bipolar illness. *Arch Gen Psychiatry* 1976;33:117–120. Correction 1982;39:1344–1345
47. Bowden CL, Calabrese JR, Sachs G, et al. A placebo-controlled 18-month trial of lamotrigine and lithium maintenance treatment in recently manic or hypomanic patients with bipolar I disorder. *Arch Gen Psychiatry* 2003;60:392–400. Correction 2004;61:680
48. Ghaemi SN, Pardo TB, Hsu DJ. Strategies for preventing the recurrence of bipolar disorder. *J Clin Psychiatry* 2004;65(suppl 10):16–23
49. Altshuler L, Suppes T, Black D, et al. Impact of antidepressant discontinuation after acute bipolar depression remission on rates of depressive relapse at 1-year follow-up. *Am J Psychiatry* 2003;160:1252–1262
50. Sharma V, Khan M, Smith A. A closer look at treatment resistant depression: is it due to a bipolar diathesis? *J Affect Disord* 2005;84:251–257
51. Ei-Mallakh RS, Karipott A. Antidepressant-associated chronic irritable dysphoria (acid) in bipolar disorder: a case series. *J Affect Disord* 2005;84:267–272
52. Post RM, Leverich GS, Nolen WA, et al. A re-evaluation of the role of antidepressants in the treatment of bipolar depression: data from the Stanley Foundation Bipolar Network. *Bipolar Disord* 2003;5:396–406
53. Sachs GS, Yan LJ, Swann AC, et al. Integration of suicide prevention into outpatient management of bipolar disorder. *J Clin Psychiatry* 2001;62(suppl 25):3–11

ACADEMIC HIGHLIGHTS

54. George MS, Rush AJ, Marangell LB, et al. A one-year comparison of vagus nerve stimulation with treatment as usual for treatment-resistant depression. *Biol Psychiatry* 2005;58:364–373
55. Tohen M, Vieta E, Calabrese J, et al. Efficacy of olanzapine and olanzapine-fluoxetine combination in the treatment of bipolar I depression. *Arch Gen Psychiatry* 2003;60:1079–1088
56. Calabrese JR, Keck PE Jr, Macfadden W, et al. A randomized, double-blind, placebo-controlled trial of quetiapine in the treatment of bipolar I or II depression. *Am J Psychiatry* 2005;162:1351–1360
57. MacFadden W, Calabrese JR, Ketter TA, et al. Double-blind placebo-controlled, trial of quetiapine in bipolar I and bipolar II depression. Presented at the 159th Annual Meeting of the American Psychiatric Association; May 24, 2006; Toronto, Ontario, Canada
58. Calabrese JR, Bowden CL, Sachs GS, et al, for the Lamictal 602 Study Group. A double-blind placebo-controlled study of lamotrigine monotherapy in outpatients with bipolar I depression. *J Clin Psychiatry* 1999;60:79–88
59. Nierenberg AA, Ostacher MJ, Calabrese JR, et al. Treatment-resistant bipolar depression: a STEP-BD equipose randomized effectiveness trial of antidepressant augmentation with lamotrigine, inositol, or risperidone. *Am J Psychiatry* 2006;163:210–216
60. Zarate CA Jr, Payne JL, Singh J, et al. Pramipexole for bipolar II depression: a placebo-controlled proof of concept study. *Biol Psychiatry* 2004;56:54–60
61. Goldberg JF, Burdick KE, Endick CJ. Preliminary randomized, double-blind, placebo-controlled trial of pramipexole added to mood stabilizers for treatment-resistant bipolar depression. *Am J Psychiatry* 2004;161:564–566
62. Leverich GS, Altshuler LL, Frye MA, et al. Risk of switch in mood polarity to hypomania or mania in patients with bipolar depression during acute and continuation trials of venlafaxine, sertraline, and bupropion as adjuncts to mood stabilizers. *Am J Psychiatry* 2006;163:232–239
63. Sienaert P, Peuskens J. Electroconvulsive therapy: an effective therapy of medication-resistant bipolar disorder. *Bipolar Disord* 2006;8:304–306
64. Sackeim HA, Prudic J, Devanand DP, et al. A prospective, randomized, double-blind comparison of bilateral and right unilateral electroconvulsive therapy at different stimulus intensities. *Arch Gen Psychiatry* 2000;57:425–434
65. Rush AJ, Marangell LB, Sackeim HA, et al. Vagus nerve stimulation for treatment-resistant depression: a randomized, controlled acute phase trial. *Biol Psychiatry* 2005;58:347–354
66. Rush AJ, Sackeim HA, Marangell LB, et al. Effects of 12 months of vagus nerve stimulation in treatment-resistant depression: a naturalistic study. *Biol Psychiatry* 2005;58:355–363

For the CME Posttest for this ACADEMIC HIGHLIGHTS, see pages 1163–1164.
