

### CME Background

Articles are selected for credit designation based on an assessment of the educational needs of CME participants, with the purpose of providing readers with a curriculum of CME articles on a variety of topics throughout each volume. Activities are planned using a process that links identified needs with desired results.

To obtain credit, read the article, correctly answer at least 70% of the questions in the Posttest, and complete the Evaluation.

### CME Objective

After studying this article, you should be able to:

- Participate in a collaborative care model for treating patients with major depressive disorder, who often have multiple medical comorbidities

### Accreditation Statement

The CME Institute of Physicians Postgraduate Press, Inc., is accredited by the Accreditation Council for Continuing Medical Education to provide continuing medical education for physicians.



### Credit Designation

The CME Institute of Physicians Postgraduate Press, Inc., designates this journal-based CME activity for a maximum of 1 *AMA PRA Category 1 Credit™*. Physicians should claim only the credit commensurate with the extent of their participation in the activity.

*Note:* The American Academy of Physician Assistants (AAPA) accepts certificates of participation for educational activities certified for *AMA PRA Category 1 Credit™* from organizations accredited by ACCME or a recognized state medical society. Physician assistants may receive a maximum of 1 hour of Category I credit for completing this program.

### Date of Original Release/Review

This educational activity is eligible for *AMA PRA Category 1 Credit™* through November 30, 2017. The latest review of this material was September 2014.

### Financial Disclosure

All individuals in a position to influence the content of this activity were asked to complete a statement regarding all relevant personal financial relationships between themselves or their spouse/partner and any commercial interest. The CME Institute has resolved any conflicts of interest that were identified. In the past year, Alan J. Gelenberg, MD, Editor in Chief, has been a consultant for Allergan, Forest, and Zynx Health; has received grant/research support from Pfizer; and has been a stock shareholder of Healthcare Technology Systems. No member of the CME Institute staff reported any relevant personal financial relationships. **Faculty financial disclosure appears at the end of the article.**

# Depression and Multimorbidity: A Cross-Sectional Study of 1,751,841 Patients in Primary Care

Daniel J. Smith, MD; Helen Court, PhD; Gary McLean, PhD; Daniel Martin, MBChB; Julie Langan Martin, MBChB; Bruce Guthrie, PhD; Jane Gunn, PhD; and Stewart W. Mercer, PhD

### ABSTRACT

**Background:** Depression is common in many chronic physical health disorders, but the nature and extent of physical health comorbidities in depression, particularly within large population-based samples of patients, and how these comorbidities relate to factors such as age, sex, and social deprivation, are unknown. We aimed to assess the nature and extent of multiple physical health comorbidities in primary care patients with depression within a large and representative Scottish dataset.

**Method:** This study was a cross-sectional secondary data analysis of 314 primary care practices in Scotland (from the Primary Care Clinical Informatics Unit at the University of Aberdeen, Scotland, March 31, 2007), including 143,943 people with depression and 1,280,435 controls. The outcomes assessed were 32 common chronic physical health conditions, adjusted for age, sex, and social deprivation. Depression was defined as a Read code for depression recorded within last year and/or 4 or more antidepressant prescriptions (excluding low-dose tricyclic antidepressants) within the last year.

**Results:** Individuals in primary care with depression were more likely than individuals without depression to have every one of the 32 comorbid physical conditions we assessed, even after adjusting for age, sex, and deprivation. The depression group was also significantly more likely to have multiple levels of comorbidity, including 2 physical health conditions (OR = 1.55; 95% CI, 1.53–1.58), 3 physical health conditions (OR = 1.84; 95% CI, 1.81–1.87), 4 physical health conditions (OR = 2.06; 95% CI, 2.01–2.11;  $P < .001$ ), and 5 or more physical health conditions (OR = 2.65; 95% CI, 2.59–2.71;  $P < .001$ ).

**Conclusion:** Depression in primary care is associated with a very wide range of physical health comorbidities and considerable medical burden. The nature and extent of this multimorbidity and the important association with social deprivation have not been previously described within a large and representative dataset of routine primary care data. Our findings have important implications for the integrated management of depression and physical health problems in the United Kingdom and throughout the world.

*J Clin Psychiatry* 2014;75(11):1202–1208

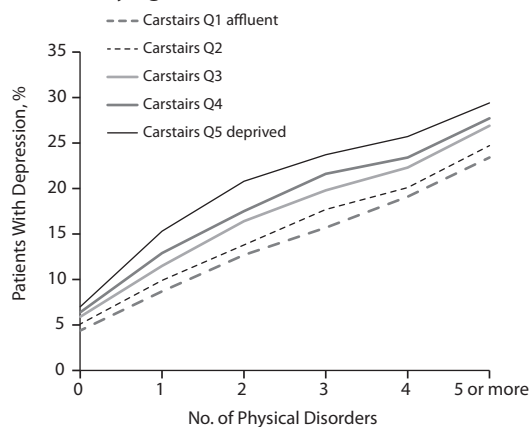
© Copyright 2014 Physicians Postgraduate Press, Inc.

**Submitted:** March 19, 2014; **accepted** July 25, 2014 (doi:10.4088/JCP.14m09147).

**Corresponding author:** Stewart W. Mercer, PhD, Department of Primary Care Research, Institute of Health and Wellbeing, University of Glasgow, 1 Horselethill Rd, Glasgow, G12 9LX (stewart.mercer@glasgow.ac.uk).

**D**epression is a prevalent disorder with a major impact on global public health.<sup>1,2</sup> It is well established that depression is associated with a wide range of chronic physical health disorders, such as cardiovascular disease, diabetes, cancer, osteoporosis, and arthritis, and that it has a negative impact on the long-term outcome of these conditions.<sup>3–6</sup> Primary care has a central role in the diagnosis and management of depression, particularly when it is comorbid with a chronic physical illness.<sup>7</sup> Although it is widely accepted that

**Figure 1. Associations Between Depression, Number of Comorbid Physical Health Disorders, and Deprivation, Standardized by Age and Sex**



the relationship between chronic physical health disorders and depression is bidirectional, our understanding of mechanisms underlying these associations is limited. It is also likely that different mechanisms will exist for different physical disorders and for combinations of disorders.

To date, most studies of depression comorbidity have assessed rates of co-occurring depression within index physical health conditions, such as cardiovascular disease,<sup>8</sup> diabetes,<sup>9</sup> and multiple sclerosis,<sup>10</sup> but this approach does not describe the nature and extent of physical health problems within individuals who have a depressive disorder. It is recognized that individuals with chronic physical disorders often have more than 1 disorder<sup>11</sup>—and that multiple additional physical health conditions interact to affect prognosis—but very little work has assessed rates of multiple physical health problems (multimorbidity) in individuals with depressive disorder.

Here, we take depression as the index condition and describe rates and patterns of comorbidity of 32 common chronic physical health conditions. We also describe rates of multimorbidity for individuals with depression and determine the extent to which this is influenced by factors such as age, sex, and socioeconomic deprivation.

## METHOD

We used data from the Primary Care Clinical Informatics Unit at the University of Aberdeen, Scotland, for all 1,751,841 registered patients who were alive and permanently registered with 314 Scottish general practices on March 31, 2007. This dataset is representative of the whole Scottish population in terms of age, sex, and socioeconomic deprivation.<sup>7</sup> A more detailed explanation of the dataset is available elsewhere.<sup>7</sup>

We defined depression as a Read code<sup>12</sup> for depression recorded within last year and/or 4 or more antidepressant prescriptions (excluding low-dose tricyclic antidepressants) within the last year. Low-dose tricyclic antidepressants were excluded because they are commonly prescribed for chronic pain syndromes rather than depression. Data on the presence

- Multiple medical comorbidities are common in primary care patients with depression, particularly in areas of relative social deprivation.
- The medical treatment burden associated with depression is considerable.
- The treatment of depression requires an integrated approach between primary and secondary care that addresses both mental health and physical health needs of patients.

of 32 common chronic physical health conditions were also extracted (listed in Supplementary eTable 1 [available at [PSYCHIATRIST.COM](http://PSYCHIATRIST.COM)]).

Socioeconomic deprivation was measured by using the Carstairs deprivation score divided into quintiles (from most affluent to most deprived). The Carstairs score is based on the postcode of residence and is widely used in health care research.<sup>13</sup> Our analyses were restricted to those aged 18 years and over. In line with previous work, the sample was subdivided into the following age groups for analysis: 18 to 24 years, 25 to 34 years, 35 to 44 years, 45 to 54 years, 55 to 64 years, 65 to 74 years, and 75 years and over.

Differences between individuals with depression (defined using the criteria above) and those without depression (the remainder of the sample, henceforth referred to as controls) were calculated by age, deprivation status, and number of physical conditions. We used *t* tests to analyze differences between groups and 1-way analysis of variance for differences across age groups and deprivation quintiles. Age- and sex-specific rates were generated by the 7 age groups outlined above and by deprivation quintiles. These age-sex-deprivation standardized rates were then used to calculate odds ratios (ORs) and 95% confidence intervals (CIs) for those with depression compared to those without depression for the prevalence of all 32 physical conditions, as well as no physical disorder, 1 physical condition, 2 physical conditions, 3 physical conditions, 4 physical conditions, and 5 or more physical conditions. For all statistical analyses, a *P* value less than .05 was considered statistically significant. All analyses were performed in Stata version 13.<sup>14</sup> The UK National Health Service National Research Ethics Service approved the anonymous use of these data for research purposes.

## RESULTS

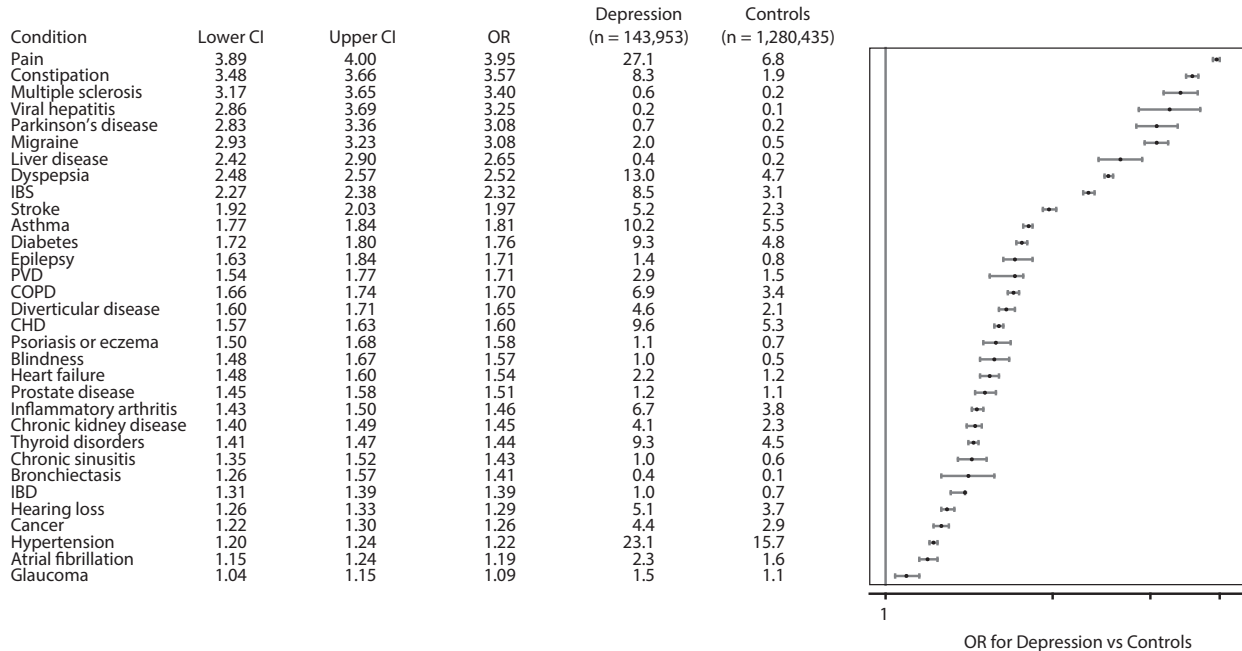
Overall, we identified 143,943 people with depression (10.1% of the sample) and 1,280,435 controls. There were differences between the depression group and controls on a wide range of demographic and physical health measures. Individuals with depression were more likely to be female (69.3% vs 48.9%, *P* < .001) and older (mean = 52.7 years vs 47.5 years, *P* < .001). They were also more likely to be socially deprived (Carstairs deprivation score: depression group, 0.36; controls, -0.23; *P* < .001), and there was a consistent gradient in the association between depression, number of physical health comorbidities, and deprivation (Figure 1).

**Table 1. Number of Physical Health Conditions in People With and Without Depression**

Variable	Depression (n = 143,943), n (%)	Controls (n = 1,280,435), n (%)	OR Standardized by Age and Sex (95% CI)	OR Standardized by Age, Sex, and Deprivation Quintile (95% CI)
No physical condition	45,668 (31.7)	754,440 (58.9)	0.44 (0.43–0.45)	0.45 (0.44–0.46)
1 Physical condition	33,758 (23.5)	259,555 (20.3)	1.17 (1.16–1.19)	1.19 (1.17–1.20)
2 Physical conditions	24,210 (16.8)	125,514 (9.8)	1.58 (1.56–1.60)	1.55 (1.53–1.58)
3 Physical conditions	16,640 (11.7)	67,777 (5.3)	1.88 (1.84–1.91)	1.84 (1.81–1.87)
4 Physical conditions	10,586 (7.4)	37,022 (2.9)	2.11 (2.06–2.17)	2.06 (2.01–2.11)
≥ 5 Physical conditions	13,081 (9.1)	36,127 (2.8)	2.71 (2.65–2.77)	2.65 (2.59–2.71)

Abbreviation: OR= odds ratio.

**Figure 2. Odds Ratios (ORs) of Individual Physical Health Conditions in People With and Without Depression, Standardized by Age, Sex, and Deprivation Quintile**



Abbreviations: CHD = coronary heart disease, COPD = chronic obstructive pulmonary disease, IBD = inflammatory bowel disease, IBS = irritable bowel syndrome, PVD = peripheral vascular disease.

**Multimorbidity in Depression Versus Controls**

After rates were standardized for age, sex, and deprivation, the depression group was less likely to have no recorded physical conditions (OR = 0.45; 95% CI, 0.44–0.46) and more likely to have 1 physical health condition (OR = 1.19; 95% CI, 1.17–1.20), 2 physical health conditions (OR = 1.55; 95% CI, 1.53–1.58), 3 physical health conditions (OR = 1.84; 95% CI, 1.81–1.87), 4 physical health conditions (OR = 2.06; 95% CI, 2.01–2.11; *P* < .001), and 5 or more physical health conditions (OR = 2.65; 95% CI, 2.59–2.71; *P* < .001) (Table 1).

**Individual Physical Health Comorbidities in Depression Versus Controls**

Physical health comorbidities were very common for patients with depression. After standardization of rates for age, sex, and deprivation, people with depression were significantly more likely than controls to have all of the 32 individual physical conditions studied (Figure 2 and

Table 2), although it should be noted that the magnitude of these differences was small for some conditions (such as glaucoma, atrial fibrillation, hypertension). Relative comorbidity rates were highest for pain (OR = 3.95; 95% CI, 3.89–4.00), constipation (OR = 3.57; 95% CI, 3.48–3.66), multiple sclerosis (OR = 3.40; 95% CI, 3.17–3.65), viral hepatitis (OR = 3.25; 95% CI, 2.86–3.69), Parkinson's disease (OR = 3.08; 95% CI, 2.83–3.36), and migraine (OR = 3.08; 95% CI, 2.93–3.23). Sample sizes and ORs for all 32 physical conditions are included within Table 2.

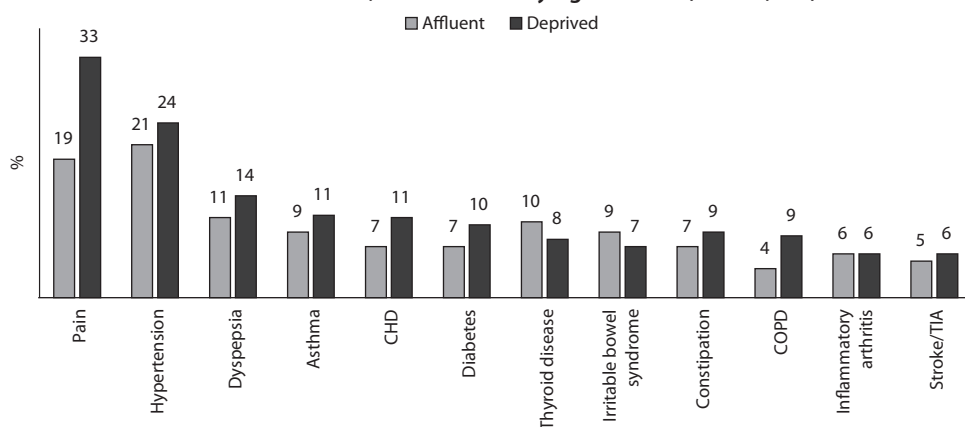
**Association Between Social Deprivation and Individual Physical Health Comorbidities in Depression**

For the 143,943 patients with depression, there were important differences in the proportion affected by common comorbidities, according to the social deprivation quintile (Figure 3). These comorbidities were more common in the most deprived quintile compared to the most-affluent quintile for 29 of the 32 physical conditions. There was 1

**Table 2. Prevalence and Odds Ratios (ORs) of Individual Physical Health Conditions in People With and Without Depression, Standardized by Age, Sex, and Deprivation Quintile**

Individual Condition	Depression (n = 143,943), n (%)	Controls (n = 1,280,435), n (%)	OR (95% CI)
Pain	39,068 (27.1)	87,063 (6.8)	3.95 (3.89–4.00)
Constipation	11,904 (8.3)	24,512 (1.9)	3.57 (3.48–3.66)
Multiple sclerosis	1,197 (0.6)	2,650 (0.2)	3.40 (3.17–3.65)
Viral hepatitis	286 (0.2)	889 (0.1)	3.25 (2.86–3.69)
Parkinson's disease/parkinsonism	767 (0.7)	1,974 (0.2)	3.08 (2.83–3.36)
Migraine	2,930 (2.0)	6,321 (0.5)	3.08 (2.93–3.23)
Liver disease	602 (0.4)	2,012 (0.2)	2.65 (2.42–2.90)
Dyspepsia	18,686 (13.0)	60,518 (4.7)	2.52 (2.48–2.57)
Irritable bowel syndrome	12,212 (8.5)	39,925 (3.1)	2.32 (2.27–2.38)
Stroke	7,530 (5.2)	29,015 (2.3)	1.97 (1.92–2.03)
Asthma	14,626 (10.2)	69,879 (5.5)	1.81 (1.77–1.84)
Diabetes	13,354 (9.3)	61,477 (4.8)	1.76 (1.72–1.80)
Epilepsy	2,064 (1.4)	10,320 (0.8)	1.71 (1.63–1.84)
Peripheral vascular disease	4,191 (2.9)	19,049 (1.5)	1.71 (1.65–1.77)
Chronic obstructive pulmonary disease	9,995 (6.9)	43,112 (3.4)	1.70 (1.66–1.74)
Diverticular disease	6,549 (4.6)	27,264 (2.1)	1.65 (1.60–1.71)
Coronary heart disease	13,797 (9.6)	67,670 (5.3)	1.60 (1.57–1.63)
Psoriasis or eczema	1,594 (1.1)	8,775 (0.7)	1.58 (1.50–1.68)
Blindness	1,476 (1.0)	6,902 (0.5)	1.57 (1.48–1.67)
Heart failure	3,190 (2.2)	15,709 (1.2)	1.54 (1.48–1.60)
Prostate disease	1,752 (1.2)	13,481 (1.1)	1.51 (1.45–1.58)
Inflammatory arthritis and related conditions	9,569 (6.7)	48,439 (3.8)	1.46 (1.43–1.50)
Chronic kidney disease	5,946 (4.1)	27,620 (2.3)	1.45 (1.40–1.49)
Thyroid disorders	13,372 (9.3)	58,571 (4.5)	1.44 (1.41–1.47)
Chronic sinusitis	1,445 (1.0)	7,720 (0.6)	1.43 (1.35–1.52)
Bronchiectasis	454 (0.4)	2,360 (0.1)	1.41 (1.26–1.57)
Inflammatory bowel disease	1,398 (1.0)	8,353 (0.7)	1.39 (1.31–1.39)
Hearing loss	7,416 (5.2)	47,318 (3.8)	1.29 (1.26–1.33)
Cancer	6,278 (4.4)	37,386 (2.9)	1.26 (1.22–1.30)
Hypertension	33,229 (23.1)	201,085 (15.7)	1.22 (1.20–1.24)
Atrial fibrillation	3,237 (2.3)	20,739 (1.6)	1.19 (1.15–1.24)
Glaucoma	2,108 (1.5)	13,811 (1.1)	1.09 (1.04–1.15)

**Figure 3. Percentages of Individuals Within the Most Affluent and Most Deprived Deciles With a Record of Selected Comorbidities, Standardized by Age and Sex (n = 143,943)**



Abbreviations: CHD = coronary heart disease, COPD = chronic obstructive pulmonary disease, TIA = transient ischemic attack.

variable (inflammatory arthritis and related disorders) for which no difference between quintiles was found, and there were 2 for which lower rates were found in the most deprived quintile compared with the most affluent (irritable bowel syndrome and thyroid disorders). The biggest differences were found for chronic obstructive pulmonary disease (most-deprived quintile, 9.1%; least

deprived, 4.1%;  $P < .001$ ) and pain (most deprived quintile, 32.9%; least deprived, 19.4%;  $P < .001$ ).

### DISCUSSION

The main finding from this study is that patients with depression within primary care are characterized by high levels of multiple physical comorbidities and that this



comorbidity is especially pronounced in areas of greater social deprivation. To some extent, this dose-response relationship between depression and number of physical health comorbidities supports previous work,<sup>15,16</sup> but our study adds to the literature by assessing a much wider range of comorbid physical conditions and by assessing associations with age, sex, and levels of social deprivation.

Certain individual conditions—including pain, constipation, multiple sclerosis, viral hepatitis, Parkinson's disease, and migraine—were statistically significantly many times more likely in individuals with depression relative to individuals without depression. In general, this is consistent with previous research that has identified elevated rates of depressive symptoms and depressive disorders within these conditions.<sup>6</sup> Additionally, within the depression group, we found that several chronic conditions (including pain, dyspepsia, asthma, coronary heart disease, diabetes, and chronic obstructive pulmonary disease) were more common in the most deprived quintile compared to the most affluent quintile. In this study, we have not specifically explored how additional comorbid mental health disorders in our depression group, such as anxiety disorders or substance abuse, might influence multimorbidity, but a previous study<sup>7</sup> from our group has highlighted the important additive effect of multiple mental health comorbidities on rates of multimorbidity.

### Strengths and Limitations

The very large representative sample in this study (almost 1.8 million individuals), the range of physical health conditions assessed, and the capacity to control for age, sex, and social deprivation are all significant strengths of this work, but some limitations are acknowledged. We defined depression in those aged 18 years or older who had a Read code for depression recorded and/or had received antidepressants during a 12-month period, and we excluded individuals on low-dose tricyclic antidepressant therapy (as they were more likely to have a primary pain syndrome) (Appendix 1). A limitation of this definition of depression is that it is based on records that were made by general practitioners rather than objective structured assessments of lifetime major depressive disorder. It is therefore possible that we have failed to detect all of the patients in this sample who would satisfy formal diagnostic criteria for a depressive disorder. However, our finding of 10.1% of the sample satisfying our criteria for depression is broadly consistent with epidemiologic estimates of the 12-month prevalence of depression,<sup>17</sup> which we feel represents a reliable definition of clinically diagnosed depression within the dataset. Furthermore, another possible limitation is that a proportion of individuals within our depression group might not have had a Read code for depression and may have been included by virtue of their being on antidepressant medication: for example, individuals with a primary anxiety disorder. Unfortunately, within the data that we have access to, we are not able to separate out such individuals from a more pure depression group.

It is worth noting that this study was not a conventional epidemiologic study but rather a cross-sectional analysis of

patients in primary care using diagnostic criteria based on what had been recorded within a primary care database. It is possible that these routine data, collected from 314 primary care practices across Scotland, may contain variability of coding for both depression and the 32 physical health conditions assessed. It is also true that, within the 32 conditions we assessed, there is likely to be some diagnostic heterogeneity, with some conditions (such as coronary heart disease and diabetes) more objectively defined than others (for example, irritable bowel syndrome, and constipation). Patients with depression attending their general practitioner may also commonly present with relatively nonspecific physical symptoms, such as constipation and pain, which are primarily depression related but which may lead to an inflated estimation of these problems as true comorbidities. However, the same patterns were also seen with major physical health conditions like hypertension, coronary heart disease, chronic obstructive pulmonary disease, and diabetes.

It is also the case that the large numbers of cases and controls assessed in this study may have identified some associations that were statistically significant but not necessarily clinically significant: for example, conditions such as glaucoma, atrial fibrillation, and hypertension, which had ORs between 1.09–1.22. Further, we cannot exclude the possibility of some confounding by factors such as different care-seeking behavior and different levels of care quality between practices, but, unfortunately, beyond controlling for social deprivation at the level of the individual patient using the Carstairs measure, we have insufficient practice-level data on these factors to be able to explore them in detail.

### Interpretation and Implications

Overall, we found that 68.3% of individuals with depression had at least 1 comorbid physical health condition. Thus, physical health comorbidity appears to be the norm rather than the exception in depressive disorder. This study adds to the literature on the complex interplay between affective disorders and physical health conditions such as cardiovascular disease, diabetes, pain syndromes, and arthritis. It is clearly possible that there may exist some common biological pathways for the development of both physical and mental health disorders, for example, in terms of hypothalamic-pituitary-adrenal axis dysfunction<sup>18</sup> and abnormal inflammatory processes,<sup>19</sup> but our finding of a robust association between social deprivation, depression, and a wide range of multiple physical health comorbidities also highlights the importance of the social environment in mediating a broad range of adverse health outcomes.

These findings also highlight the significant levels of medical symptom burden (and, by extension, considerable additional health care costs) that are associated with depressive disorders in primary care. Again, this is consistent with some previous work in this area<sup>20,21</sup> but extends those findings by identifying that these associations remain significant even when adjusted for age, sex, and levels of social deprivation.

Our findings have important implications for the way in which we should not only conceptualize depressive disorders

but also organize health care systems, which will increasingly have to manage large numbers of patients with physical and mental health multimorbidities.<sup>22</sup> When people present for management of chronic physical disorders, primary care practitioners need to more actively assess mental health and ensure coordinated management approaches.

In the United Kingdom and similar health care systems, a prevailing model of single disease-focused interventions (and the separation between primary medical care, specialist physical care, and specialist psychiatric care) fails to address this clinical complexity and may contribute to the often disappointing outcomes observed in the treatment of comorbid depressive disorders and physical health conditions. Although there has been progress in this area in recent years (for example, the publication of National Institutes of Health and Clinical Excellence [NICE] guidelines on the treatment of depression in adults with a chronic physical health condition<sup>23</sup>), a focus on detecting and treating depression in those with chronic physical health disorders needs to be complemented by greater vigilance about the possibility of a wide range of physical health problems in those presenting with depressive symptoms in primary care. The utility of managing multiple problems concurrently rather than according to single-disease approaches is supported by recent work on the effectiveness of collaborative care models for depression and chronic medical comorbidities.<sup>6,24</sup>

Our findings also have implications for the training of future family doctors and psychiatrists. Specifically, training programs in both areas should focus on issues such as the bidirectional relationship between depression and multiple comorbidities, the complexities of treatment burden, the impact of age and social deprivation on multimorbidity, and the need for more integrated models of care between primary and secondary care settings.

In conclusion, we have identified that depression in primary care is associated with a wider range of multiple physical health problems than has previously been considered and that individuals with multiple physical health problems—especially those living in more deprived social circumstances—have the highest rates of depression. Our findings have important implications for the integrated management of depression and physical health comorbidity within UK primary care, especially at a time of considerable change with respect to the way in which services are organized, commissioned, and delivered. From an international perspective, the correct identification and treatment of multiple medical comorbidities occurring alongside depressive disorders will represent a major challenge for many health care systems around the world.<sup>25</sup>

**Disclosure of off-label usage:** The authors have determined that, to the best of their knowledge, no investigational information about pharmaceutical agents that is outside US Food and Drug Administration–approved labeling has been presented in this article.

**Author affiliations:** Institute of Health and Wellbeing, University of Glasgow (Drs Smith, Court, McLean, D Martin, JL Martin, and Mercer), Mental Health and Wellbeing Research Group, Gartnavel Royal Hospital (Drs Smith, Court, D Martin, and JL Martin), Glasgow; Department of Primary Care Medicine, Quality, Safety and Informatics Research Group, University of Dundee, Dundee (Dr Guthrie), Scotland; and Department of Primary Care Research,

General Practice and Primary Health Care Academic Centre, Primary Care Research Unit, Carlton Victoria University of Melbourne, Melbourne, Australia (Dr Gunn).

**Author contributions:** Drs Guthrie and Mercer conceived the original study design. Dr McLean conducted the analyses. Dr Smith wrote the initial draft, and all authors contributed to subsequent drafts of the manuscript. Dr Mercer is guarantor for the study.

**Financial disclosure:** Dr Gunn has received grant/research support from the National Health and Medical Research Council and Australian Primary Health Care Institute. Drs Smith, Court, McLean, D Martin, JL Martin, Guthrie, and Mercer have no personal affiliations or financial relationships with any commercial interest to disclose relative to the article.

**Funding/support:** The authors thank the Chief Scientist Office of the Scottish Government Health Directorates (Applied Research Programme Grant ARPG/07/01), who funded the work; the Scottish School of Primary Care, who part supported Dr Mercer's post and a Visiting Professor Award to Dr Gunn with the University of Glasgow; and the Primary Care Clinical Informatics Unit at the University of Aberdeen, who provided the data contained herein.

**Role of the sponsors:** The study sponsors had no role in the design and conduct of the study; collection, management, analysis, and interpretation of the data; and preparation, review, or approval of the manuscript.

**Disclaimer:** The views in this publication are not necessarily the views of the University of Aberdeen, its agents, or employees.

**Acknowledgments:** The authors thank Katie Wilde, MMaths, and Fiona Chaloner, BSc, of the University of Aberdeen, who did the initial data extraction and management. Mss Wilde and Chaloner have no conflicts of interest to report.

**Additional information:** Further information about the database used in the study (Primary Care Clinical Informatics Unit at the University of Aberdeen) can be obtained from Dr Mercer: [stewart.mercer@glasgow.ac.uk](mailto:stewart.mercer@glasgow.ac.uk)

**Supplementary material:** Available at [PSYCHIATRIST.COM](http://PSYCHIATRIST.COM).

## REFERENCES

- Murray CJL, Richards MA, Newton JN, et al. UK health performance: findings of the Global Burden of Disease Study 2010. *Lancet*. 2013;381(9871):997–1020.
- Whiteford HA, Degenhardt L, Rehm J, et al. Global burden of disease attributable to mental and substance use disorders: findings from the Global Burden of Disease Study 2010. *Lancet*. 2013;382(9904):1575–1586.
- Moussavi S, Chatterji S, Verdes E, et al. Depression, chronic diseases, and decrements in health: results from the World Health Surveys. *Lancet*. 2007;370(9590):851–858.
- Stommel M, Given BA, Given CW. Depression and functional status as predictors of death among cancer patients. *Cancer*. 2002;94(10):2719–2727.
- Michelson D, Stratakis C, Hill L, et al. Bone mineral density in women with depression. *N Engl J Med*. 1996;335(16):1176–1181.
- Katon WJ. Epidemiology and treatment of depression in patients with chronic medical illness. *Dialogues Clin Neurosci*. 2011;13(1):7–23.
- Barnett K, Mercer SW, Norbury M, et al. Epidemiology of multimorbidity and implications for health care, research, and medical education: a cross-sectional study. *Lancet*. 2012;380(9836):37–43.
- Chauvet-Gélinier J-C, Trojak B, Vergès-Patois B, et al. Review on depression and coronary heart disease. *Arch Cardiovasc Dis*. 2013;106(2):103–110.
- Mommersteeg PMC, Herr R, Pouwer F, et al. The association between diabetes and an episode of depressive symptoms in the 2002 World Health Survey: an analysis of 231,797 individuals from 47 countries. *Diabet Med*. 2013;30(6):e208–e214.
- Siebert RJ, Abernethy DA. Depression in multiple sclerosis: a review. *J Neurol Neurosurg Psychiatry*. 2005;76(4):469–475.
- van den Akker M, Buntinx F, Metsemakers JF, et al. Multimorbidity in general practice: prevalence, incidence, and determinants of co-occurring chronic and recurrent diseases. *J Clin Epidemiol*. 1998;51(5):367–375.
- Chisholm J. The Read clinical classification. *BMJ*. 1990;300(6732):1092.
- Carstairs V, Morris R. *Deprivation and Health in Scotland*. Aberdeen, Scotland: Aberdeen University Press; 1991.
- Stata Statistical Software: Release 12.1 [computer program]. College Station, TX: StataCorp; 2011.
- Gunn JM, Ayton DR, Densley K, et al. The association between chronic illness, multimorbidity and depressive symptoms in an Australian primary care cohort. *Soc Psychiatry Psychiatr Epidemiol*. 2012;47(2):175–184.
- Wong SY, Mercer SW, Woo J, et al. The influence of multi-morbidity and self-reported socio-economic standing on the prevalence of depression in an elderly Hong Kong population. *BMC Public Health*. 2008;8(1):119.
- Kessler RC, Angermeyer M, Anthony JC, et al. Lifetime prevalence and age-of-

- onset distributions of mental disorders in the world health organization's world mental health survey initiative. *World Psychiatry*. 2007;6(3):168–176.
18. Krishnan V, Nestler EJ. The molecular neurobiology of depression. *Nature*. 2008;455(7215):894–902.
  19. Berk M, Williams LJ, Jacka FN, et al. So depression is an inflammatory disease, but where does the inflammation come from? *BMC Med*. 2013;11(1):200.
  20. Leong IYFM, Farrell MJ, Helme RD, et al. The relationship between medical comorbidity and self-rated pain, mood disturbance, and function in older people with chronic pain. *J Gerontol A Biol Sci Med Sci*. 2007;62(5):550–555.
  21. Lyness JMDP, Duberstein PR, King DA, et al. Medical illness burden, trait neuroticism, and depression in older primary care patients. *Am J Psychiatry*. 1998;155(7):969–971.
  22. Langan J, Mercer SW, Smith DJ. Multimorbidity and mental health: can psychiatry rise to the challenge? *Br J Psychiatry*. 2013;202(6):391–393.
  23. National Collaborating Centre for Mental Health (UK). Depression in Adults With a Chronic Physical Health Problem: Treatment and Management. Clinical Guideline 91. Leicester, UK: British Psychological Society; 2010.
  24. Katon WJ, Lin EHB, Von Korff M, et al. Collaborative care for patients with depression and chronic illnesses. *N Engl J Med*. 2010;363(27):2611–2620.
  25. Collins PY, Patel V, Joestl SS, et al; Scientific Advisory Board and the Executive Committee of the Grand Challenges on Global Mental Health. Grand challenges in global mental health. *Nature*. 2011;475(7354):27–30.

---

See supplementary material for this article at [PSYCHIATRIST.COM](http://PSYCHIATRIST.COM).

---



## POSTTEST

To obtain credit, go to [PSYCHIATRIST.COM](http://PSYCHIATRIST.COM) (Keyword: November) to take this Posttest and complete the Evaluation.

1. The dataset in this cross-sectional analysis of primary care records was representative of the general population in terms of age, sex, and socioeconomic status. How did the group with depression differ from the control group?
  - a. The depression group had more men than women
  - b. The depression group was younger
  - c. The depression group was less affluent
  - d. The depression group was less likely to have multiple physical health conditions
2. Odds ratios indicated that which of the following conditions was most likely to be found in the depression group relative to the control group?
  - a. Pain
  - b. Diabetes
  - c. Chronic obstructive pulmonary disease
  - d. Coronary heart disease
3. When you evaluate your patients with major depressive disorder, which of the following statements should you keep in mind, according to this study?
  - a. Few medical conditions are statistically significantly more likely to occur in these patients than in the general population
  - b. Most patients with depression do not have comorbid medical conditions
  - c. Socioeconomic status is unrelated to depression and comorbid medical conditions
  - d. Patients with depression are at least twice as likely as the general population to have 4 or more comorbid medical conditions
4. The authors advocate for a health care system that \_\_\_\_\_.
  - a. Focuses on single-disease intervention
  - b. Separates primary medical care, specialist medical care, and specialist psychiatric care
  - c. Uses collaborative care to manage multiple health problems concurrently



THE JOURNAL OF  
**CLINICAL PSYCHIATRY**

THE OFFICIAL JOURNAL OF THE AMERICAN SOCIETY OF CLINICAL PSYCHOPHARMACOLOGY

**Supplementary Material**

**Article Title:** Depression and Multimorbidity: A Cross-Sectional Study of 1,751,841 Patients in Primary Care

**Author(s):** Daniel J. Smith, MD; Helen Court, PhD; Gary McLean, PhD; Daniel Martin, MBChB; Julie Langan Martin, MBChB; Bruce Guthrie, PhD; Jane Gunn, PhD; and Stewart W. Mercer, PhD

**DOI Number:** 10.4088/JCP.14m09147

**List of Supplementary Material for the article**

1. [eTable 1](#) Definitions of 32 physical health conditions assessed

**Disclaimer**

This Supplementary Material has been provided by the author(s) as an enhancement to the published article. It has been approved by peer review; however, it has undergone neither editing nor formatting by in-house editorial staff. The material is presented in the manner supplied by the author.



**Supplementary eTable 1**

**Definitions of 32 physical health conditions assessed**

<b>Condition</b>	<b>Variable Name</b>	<b>Variable Definition</b>
Coronary heart disease	CHD	Read code ever recorded
Chronic kidney disease	CKD	Read code ever recorded
Asthma (active)	Asthma	Read code ever recorded AND any prescription in last year
Atrial fibrillation	Atrial Fibrillation	Read code ever recorded
Epilepsy	Epilepsy	Read code ever recorded AND epilepsy prescription in last year
New cancer in the last 5 years	Cancer	Read code first recorded in last 5 years (Relevant Read Code recorded)
Thyrotoxicosis/Thyroid disorders (includes hypothyroidism)	Thyroid Disorders	Read code ever recorded (Relevant Read Code recorded)
Diabetes	Diabetes	Read code ever recorded
Parkinson's disease	Parkinson's disease	Read code ever recorded (Relevant Read Code recorded)
Multiple sclerosis	Multiple sclerosis	Read code ever recorded (Relevant Read Code recorded)
Stroke or transient ischaemic attack	Stroke or TIA	Read code ever recorded (Relevant Read Code recorded)
Blindness & low vision	Blindness	Read code ever recorded (Relevant Read Code recorded)
Glaucoma	Glaucoma	Read code ever recorded (Relevant Read Code recorded)
Hearing loss	Hearing Loss	Read code ever recorded (Relevant Read Code recorded)
Hypertension	Hypertension	Read code ever recorded (Relevant Read Code recorded)
Heart failure	Heart Failure	Read code ever recorded

Peripheral vascular diseases	PVD	Read code ever recorded (Relevant Read Code recorded)
Chronic sinusitis	Sinusitis	Read code ever recorded (Relevant Read Code recorded)
Bronchitis, emphysema & other chronic obstructive pulmonary diseases	COPD	Read code ever recorded (Relevant Read Code recorded)
Bronchiectasis	Bronchiectasis	Read code ever recorded (Relevant Read Code recorded)
Crohn's disease & ulcerative colitis	Inflammatory bowel disease	Read code ever recorded (Relevant Read Code recorded)
Diverticular disease of intestine	Diverticular disease	Read code ever recorded (Relevant Read Code recorded)
Rheumatoid arthritis, other inflammatory polyarthropathies & systematic connective tissue disorders	Inflammatory arthritis	Read code ever recorded (Relevant Read Code recorded)
Hyperplasia of prostate & prostate disorders	Prostate Disease	Read code ever recorded (Relevant Read Code recorded)
Psoriasis or eczema	Psoriasis/Eczema	Read code ever recorded (M11% & M12%) AND $\geq 4$ prescription in last year (BNF 13.4, excluding hydrocortisone, & BNF 13.5)
Viral Hepatitis	Viral Hepatitis	Read code ever recorded (Relevant Read Code recorded)
Irritable bowel syndrome	Irritable bowel syndrome	Read code ever recorded (Relevant Read Code recorded) OR $\geq 4$ antispasmodic prescription in last year (POM only, exclude kolanticon, alverine citrate & peppermint oil)
Cirrhosis/chronic liver disease/alcoholic liver disease	Chronic liver disease	Read code ever recorded (Relevant Read Code recorded)
Migraine	Migraine	$\geq 4$ anti-migraine prescriptions in last year (BNF 040704%, POM only exclude

		migraine)
Dyspepsia	Dyspepsia	≥ 4 prescriptions in last year BNF 0103% excluding antacids AND NOT ≥4 NSAIDS OR ≥4 aspirin/clopidogrel
Constipation	Constipation	≥4 prescriptions in last year, BNF 0106%
Pain	Pain	≥4 specified analgesic prescriptions in last year (opioids/>8mg co-codamol/NSAIDS) OR ≥4 specified anti-epileptics in the absence of an epilepsy Read code in last year (gabapentin, pregabalin and carbamazepine)